

FAUNISTISCHE ABHANDLUNGEN

Staatliches Museum für Tierkunde Dresden

Band 23

Ausgegeben: 15. November 2002

Nr. 1 (2002)

**Herpetology and herpetological type specimens at the
Museum für Tierkunde Dresden
with a bibliography of herpetological contributions
by FRITZ JÜRGEN OBST
(Amphibia, Reptilia)**

With 10 Figures

UWE FRITZ

Kurzfassung. Herpetologie und herpetologische Typusexemplare am Museum für Tierkunde Dresden mit einer Bibliographie herpetologischer Beiträge von FRITZ JÜRGEN OBST (Amphibia, Reptilia). – Die Geschichte des Museums für Tierkunde Dresden, insbesondere der Herpetologischen Sammlung und Forschung, wird kurz vorgestellt. Das Tierkundemuseum ist eine der ältesten naturkundlichen Sammlungen der Welt. Seine Wurzeln sind in der sächsischen Kurfürstlichen Kunstammer des 16. Jahrhunderts zu suchen. Eine selbständige naturhistorische Sammlung existiert in Dresden seit dem Jahr 1728, als der sächsisch-polnische Kurfürst-König AUGUST DER STARKE das Naturalienkabinett durch den Einzug in den Zwinger von der allgemeinen Kunstammer abtrennte. Der durch die Niederschlagung eines Volksaufstands bedingte Zwingerbrand im Jahr 1849 zerstörte die zoologischen Bestände weitgehend. Der Wiederaufbau des Museums ist seinem damaligen Direktor H. G. L. REICHENBACH (*1793 †1879) zu verdanken, der neben A. B. MEYER (*1840 †1911) zu den einflussreichsten Persönlichkeiten unter den Direktoren gehörte. Unter MEYER wurde die Tradition der Herpetologie am Dresdner Museum begründet, insbesondere durch dessen Sammlungsausbeuten und Forschungen an Amphibien und Reptilien aus Neuguinea und Südostasien. Sie wurde in der Folgezeit durch B. WANDOLLEK (*1864 †1930er Jahre?), E. SCHÜZ (*1901 †1991), W. MEISE (*1901 †2002) und vor allem durch F. J. OBST (*1939) fortgeführt. Die Herpetologische Sammlung wurde in der Nacht vom 13. auf den 14. Februar 1945 durch alliierte Bombenangriffe zusammen mit der Innenstadt Dresdens fast völlig vernichtet. Ab 1968 baute OBST die Sammlung wieder auf. Er war bis 2001 am Dresdner Tierkundemuseum tätig und wurde als Herpetologe 1996 durch U. FRITZ abgelöst. Besondere geographische Sammlungsschwerpunkte bestehen hinsichtlich der Herpetofauna der ehemaligen Sowjetunion sowie des östlichen Mittel- und südöstlichen Europas, unter den Tiergruppen besonders bei Urodelen, Schildkröten und Schlangen, vor allem bei Riesen- und Giftschlangen. Durch die Übernahme der Bestände des Zoologischen Museums der Universität Leipzig ist unter den für das Dresdner Museum und die Herpetologie wichtigen Persönlichkeiten auch E. F. POEPPIG (*1798 †1868) zu nennen, von dessen bedeutenden Sammlungen sich jetzt große Teile in unserem Haus befinden.

Author's address: Museum für Tierkunde, Staatliche Naturhistorische Sammlungen Dresden, A.-B.-Meyer-Bau, Königsbrücker Landstr. 159, D-01109 Dresden, Germany,
e-mail: fritz@snsd.de

Die Herpetologische Sammlung des Tierkundemuseums umfasst heute etwa 45.000 Exemplare, darunter sind 272 Typen (23 Holotypen, 1 Syntypus, 247 Paratypen und 1 Paralectotypus) von 66 Taxa. Die Typusexemplare werden hier im Rahmen eines detaillierten Katalogs vorgestellt. Die im 2. Weltkrieg vernichteten Typen wurden bereits von OBST (1977a) aufgeführt. Als Appendix wird ein Verzeichnis aller herpetologischen Publikationen von OBST veröffentlicht.

Abstract. The history of the Museum für Tierkunde Dresden (Zoological Museum Dresden) is briefly introduced, especially that of its herpetological collection and of the herpetological research at this museum. The Museum für Tierkunde is one of the oldest natural history collections of the world. Its roots date back to the "Chamber of Arts" (Kunstammer) of the Saxon electors of the 16th century. A separate natural history collection exists at Dresden since 1728 when the Saxon Elector and Polish King AUGUST THE STRONG separated the Natural History Cabinet from the general Chamber of Arts by moving it into the Zwinger, a famous baroque building. In 1849, the main part of the natural history collections was destroyed in a fire in the Zwinger which was caused by the repression of a revolution. The reconstruction of the museum is owed to H. G. L. REICHENBACH (*1793 †1879), its director at that time. Besides A. B. MEYER (*1840 †1911) he was one of the most influential personages among the directors. Under MEYER the tradition of herpetology was initiated at the Dresden museum, especially because of his collections of and his research on amphibians and reptiles from New Guinea and Southeast Asia. This tradition was thereafter continued by B. WANDOLLEK (*1864 †1930s?), E. SCHÜZ (*1901 †1991), W. MEISE (*1901 †2002), and last not least by F. J. OBST (*1939). Our herpetological collection was nearly entirely destroyed in the night of 13-14 February 1945, together with the city of Dresden, by allied bombing. From 1968 onwards, the collection was rebuilt by OBST. He was employed at the Museum für Tierkunde Dresden until 2001 and was succeeded as herpetologist in 1996 by U. FRITZ. Geographically the herpetological collection focuses on the former USSR and eastern central and southeast Europe. Among the taxonomic units urodeles, chelonians, and snakes, especially giant and venomous snakes, are particularly well represented. By taking over the holdings of the former Zoological Museum of Leipzig University, E. F. POEPPIG (*1798 †1868), too, merits mention as a personality of importance for the museum and herpetology. Fair parts of his important collections are now housed in the Dresden museum.

Today the herpetological collection of the Museum für Tierkunde contains approx. 45,000 specimens, among them 272 types (23 holotypes, 1 syntype, 247 paratypes, and 1 paralectotype) of 66 taxa. All are treated in a detailed type catalogue here. The type specimens destroyed in the Second World War were already enumerated by OBST (1977a). In an appendix, all herpetological publications by OBST are listed.

Key words. Amphibia, Reptilia, Museum für Tierkunde Dresden, type catalogue, history, herpetology, WILLI HENNIG, ADOLF BERNHARD MEYER, FRITZ JÜRGEN OBST, BENNO WANDOLLEK.

Some notes on history

An article on herpetology as one of the zoological disciplines in the long tradition of the Museum für Tierkunde (Museum for Zoology) Dresden has to include some aspects of the history of our institution. Most of the general information presented below is taken from KUMMERLÖWE (1939), REICHERT (1954, 1956a), OBST (1977a, 1980a, 2001a, b), and HERTEL (1978, 1990), additional information was derived from the files of our museum.

The chronicle of our museum dates back to the year 1560 when the Saxon Elector AUGUST I (*1528 †1586; Fig. 1) founded his "Chamber of Arts" (Kunstammer) in which also many naturalia were present. Hence, our Saxon natural history collections are among the oldest world-wide.



Fig. 1: AUGUST I (*1528 †1586), Elector of Saxony. Painting by LUCAS CRANACH THE YOUNGER. Dresden State Art Collections, Old Masters Picture Gallery No. 1947. Courtesy of Dresden State Art Collections.



Fig. 2: AUGUST II, King of Poland and Elector of Saxony (*1670 †1733), known as AUGUST THE STRONG. Painting by LOUIS DE SILVESTRE. Dresden State Art Collections, Old Masters Picture Gallery No. 768. Courtesy of Dresden State Art Collections.

Under the government of the well-known Saxon Elector and Polish King AUGUST II (*1670 †1733; Fig. 2), called “AUGUST THE STRONG”, the natural history collections reached a first climax when he separated them from the art collections. In 1728, he moved his Natural History Cabinet to his most modern and until today most famous building in Dresden, the Zwinger. This year is taken as the year of birth of a distinct natural history museum at Dresden. Besides arts, a special field of AUGUST’s interest were the natural history collections. AUGUST II even sent an expedition to Africa (1731-1733) to obtain further specimens for his beloved zoological collection and his menagerie (HENSEL 1998).

About one century later, a crucial phase began when HEINRICH GOTTLIEB LUDWIG REICHENBACH (*1793 †1879; Fig. 3) achieved in the year 1820 his post as inspector (from 1844 onwards director) of the natural history collections. His directorship lasted until 1874. REICHENBACH, who also was professor at the Saxon Academy of Natural History, focused especially on the fauna of Saxony, opened the collections to the public, and separated in 1857 the geological, mineralogical and palaeontological collections as Museum für Mineralogie und Geologie from the botanical and zoological museum. During the repression of the revolution of




Fig. 3: HEINRICH GOTTLIEB LUDWIG REICHENBACH (*1793 †1879), director of the Dresden Natural History Museum from 1844 to 1874. Photo by HERMANN KRONE.

1849 the Zwinger fell victim to fire and most of the zoological specimens were destroyed. Only few specimens survived, mainly birds, among them a mounted sea eagle (*Haliaeetus albicilla*), which is present until today. After the destruction, REICHENBACH had to overcome strong opponents against the rebuilding of a zoological collection. Thanks to REICHENBACH's world-wide connections and to his friendship with the Saxon King FRIEDRICH AUGUST II (*1797 †1854), he succeeded in his efforts to restore the holdings within an admirably short time.

In 1874, REICHENBACH was followed by ADOLF BERNHARD MEYER (*1840 †1911; Fig. 4) as director. MEYER sold to our museum many important zoological, anthropological and ethnographical specimens, obtained by him during expeditions to northern Celebes, the Philippine Islands and to New Guinea (1870-1873). MEYER was mainly interested in ornithology and theriology, evolutionary and zoogeographical aspects of zoology (he translated into German several books by A. R. WALLACE) as well as in anthropology and ethnography. Nevertheless, he was an important promoter of herpetology at our museum. In 1874, MEYER's sole herpetological publication appeared, reporting on amphibians and reptiles collected by him on New Guinea and in Southeast Asia. In this paper, MEYER described six frogs,



Fig. 4: ADOLF BERNHARD MEYER (*1840 †1911), director of the Royal Zoological and Anthropological-Ethnographical Museum Dresden from 1874 to 1906. Photo by HUGO ERFURTH.

twenty lizards, seven snakes, and one turtle as new to science and erected new subgenera for three new snake species. One of these, *Chondrophyton*, became well known for a long time as generic name for the green tree pythons of New Guinea and Australia. In 1880, MEYER established a particular herpetological collection in our museum, to a fair part based on specimens collected by himself in New Guinea and Southeast Asia. MEYER hired several zoological assistants to take care for the collections, among them BENNO WANDOLLEK (*1864 †1930s?; Fig. 5), who worked on the herpetological holdings and published some papers on amphibians and reptiles from Southeast Asia, New Guinea and Brazil (WANDOLLEK 1900, 1907, 1911). He was employed at our museum from 1898 until 1929, when he was pensioned. MEYER also encouraged zoologists from other museums and institutions to work on our collections. Among other things, this led to the descriptions of many new herpetological taxa by J. G. FISCHER (Hamburg), O. BOETTGER (Frankfurt am Main) and F. WERNER (Vienna), based on specimens of our museum.



Fig. 5: BENNO WANDOLLEK (*1864 †1930s?), zoologist at the museum from 1898 to 1929. Enlarged image from a private family photo.

Under the directorship of MEYER the museum developed a new profile and was reorganised entirely. The botanical collection was transferred to the Technical University at Dresden in 1875 and a new division for anthropology and ethnography was founded in the museum. The name of the museum changed from “Naturhistorisches Museum” into “Königliches Zoologisches und Anthropologisch-Ethnographisches Museum Dresden” (Royal Zoological and Anthropological-Ethnographical Museum Dresden). Besides, MEYER separated the exhibition from the scientific collections, according to the system of the British Museum in London. MEYER acquired many extinct animals for our collections, among others a nearly complete skeleton of a Steller’s sea-cow (*Hydrodamalis gigas*). Last not least, in 1875 he founded also the first scientific journal of our museum, which is continued to this day as “Zoologische Abhandlungen”. MEYER’s endeavours were so successful that in 1898 the museum was called by STEWARD CULIN in the American newspaper Philadelphia Post “the model museum of the world” and MEYER “one of the foremost museum administrators in Europe”. The iron show-cases, developed for the museum by MEYER together with the Dresdener company August Kühnscherf und Söhne, were used later by many other museums in Europe and overseas, for example in Berlin, Prague, St. Petersburg, Vienna, and Washington (HERTEL 1978).

MEYER, originating from a Jewish-German family in Hamburg, was discharged in 1906, being the victim of anti-Semitic intriguing. Without any doubt, due to this our museum lost one of its most productive, influential and important directors. Ironically, in the Third Reich MEYER’s new profile of the museum towards a Darwinistic orientation, including also aspects of anthropology and ethnology, was extended to the darkest aspects of that shameful period of German history and for a few years its name was changed into “Staatliches Museum für Tier-, Völker- und Rassenkunde” (State Museum for Zoology, Ethnology and Racial Sciences).

After ADOLF BERNHARD MEYER, the directors of our museum played for a long time no important role, at least in herpetology, and it is beyond the scope of this article to enumerate them here. The interested reader is referred for a review of the general aspects of the further history of our museum to KUMMERLÖWE (1939), REICHERT (1954, 1956a, b) and HERTEL (1978).

A few herpetological papers were published also by ornithologists of our museum: ERNST SCHÜZ (*1901 †1991), at the Museum für Tierkunde from 1927 until 1929, wrote a type catalogue of the fishes, amphibians and reptiles (SCHÜZ 1929a) and a second paper on a snake collection from New Guinea (SCHÜZ 1929b). When SCHÜZ left our museum to assume his new position as ornithologist at the well-known bird station Rossitten (Kurische Nehrung, East Prussia), he was succeeded by WILHELM MEISE (*1901 †2002). Also MEISE, despite being ornithologist, continued herpetological research, in part in co-operation with the famous WILLI HENNIG (MEISE & HENNIG 1932, MEISE 1938). HENNIG started his research at our museum while still a pupil at the grammar school at Dresden-Klotzsche, close to the place where our museum is located today. Later he continued his work as student at Leipzig University, and studied our rich holdings of *Draco*, which were entirely lost during the Second World War. This resulted in HENNIG’s pioneering 1936 publication on the systematics of this genus.

In the 1930s the museum was moved from the Zwinger into another building in the city of Dresden with more space for the exhibition. From 1940 onwards, during the Second World War, a fair part of the museum collections and the library were transferred to 16 castles and manors, distributed mainly over central and eastern Saxony. Due to an order of the Nazi government, the exhibition had to remain open for the public, so that only the major part of the scientific collections and the library was moved. The alcoholic collections, among others the ichthyological and herpetological specimens, were deposited in the cellars of the castle in the city of Dresden. During the first bombing of Dresden, on 7 October 1944, the museum building was destroyed in part, together with many specimens, also of the entomological research collection. A few months later, in the night of 13-14 February 1945, the rest of the exhibition as well as the alcoholic collections in the castle shared the fate of the historic city of Dresden and were destroyed nearly entirely (REICHERT 1954, 1956a, OBST 1977a).

The herpetological collection, containing many types and important historic specimens, was reduced from 6704 to a number of exactly 98 specimens.

Following the Second World War, many specimens of the surviving collections were confiscated by the Red Army and transferred to the natural history museums in Moscow and Leningrad (St. Petersburg) where they remained for years. The rest of the collections and the library were transported back to the destroyed city of Dresden, a process which took more than 10 years. A first small exhibition opened again in 1949. ROBERT REICHERT (*1897 †1959), director from 1947 to 1957, reports in two articles on this hard period of the museum's history, by the way without mentioning the confiscated specimens (REICHERT 1954, 1956a).

At first, the museum was stationed in a more or less undestroyed part of the Zwinger, later only the small exhibition remained here and the research departments as well as the scientific collections were moved into the ruin of the former Saxon parliament, the Ständehaus. Due to the bad logistic and financial situation during Socialist times, they remained here until 1998 when they moved into the two new research buildings at Dresden-Klotzsche, one named in honour of ADOLF BERNHARD MEYER, the other in honour of ROBERT REICHERT.

As the herpetological collection was reduced to an unimportant size, for years no herpetological research was conducted at our museum and no curator was employed.




Fig. 7: EDUARD FRIEDRICH POEPPIG (*1798 †1868), director of the Zoological Museum at Leipzig University. Reproduced from URBAN (1896).




Fig. 6: FRITZ JÜRGEN OBST (*1939) in the old herpetological collection rooms in the Ständehaus, Dresden, around 1975.

In 1968, FRITZ JÜRGEN OBST (*1939; Fig. 6) started to work on the remnants of the herpetological collection and one year later was hired as full-time herpetologist. Soon he began to reorganise and rebuild the reptile and amphibian holdings systematically.

In 1968, the former Zoological Museum at the University of Leipzig was dissolved and OBST organised the conveyance of many specimens, not only herpetological ones, to the Museum für Tierkunde Dresden. Therefore, also a zoologist and botanist from the University of Leipzig merits to be mentioned here: EDUARD FRIEDRICH POEPPIG (*1798 †1868; Fig. 7). As a young man POEPPIG crossed the entire South American continent from the West to the East, collecting numerous botanical and zoological specimens. Later, he built up a new Zoological Museum at Leipzig University, containing many of his collections (MORAWETZ & RÖSER 1998). OBST (1977b) discussed his herpetological taxa, which are all *nomen nudum*. Nevertheless, with taking charge of POEPPIG's collection and many additional specimens of the Zoological University Museum Leipzig, the herpetological holdings of the

Museum für Tierkunde Dresden again acquired a fair number of historical specimens. The herpetological collection of the former Leipzig University Museum was in quite good order, in part due to the fact that WILLI HENNIG as a student of Leipzig University had entirely revised the reptiles in 1933. His hand-written catalogues, three exercise-books, are kept until now in our collection together with other historical catalogues of the Leipzig and Dresden museums.

Most important for the development of our herpetological holdings were the expeditions undertaken by OBST, especially to Central Asia and eastern Central and southeast European countries. Already in 1961 OBST spent as the very first German herpetologist two months in Mongolia and brought back to Germany many herpetological specimens, now in the collections of the zoological museums of Berlin and Dresden. From 1972 to 1987 he did field work, among others, in Bulgaria, Romania, Hungary, and eight times in certain Central Asiatic parts of the former USSR (Tajikistan, Uzbekistan, Turkmenistan, Kazakhstan). In 1987, he visited Venezuela together with his Swiss friend PAUL-HEINRICH STETTLER, adding to our collection valuable specimens from there. From 1975 to 1981 OBST found out where in the USSR the confiscated holdings of our museum were stored and negotiated successfully for their restitution. After the breakdown of the iron curtain and the reunification of Germany, an expedition led OBST to Madagascar in 1993. It ended with a horrible incident, in which three people lost their lives and OBST one of his eyes (OBST 1993a, b).

One year later, OBST was appointed as provisional director of the Museum für Tierkunde Dresden and of the Museum für Mineralogie und Geologie Dresden. In 1996, he achieved the regular directorship of both museums and installed the author of this article as his successor in herpetology. During OBST's time as curator of herpetology, the collection expanded from approx. 800 specimens to the considerable number of nearly 37,000 specimens (Fig. 8). The collection focuses, besides eastern Central and southeast Europe, especially on the former USSR. For this area it is surely the largest herpetological collection outside the former USSR, in both the number of taxa represented and the number of specimens. Some taxonomic units are especially well represented, namely urodeles, chelonians, and snakes, especially giant and venomous snakes, reflecting OBST's special fields of interest. The chelonian collection is most probably the richest in all Europe regarding the number of taxa and may only compete with

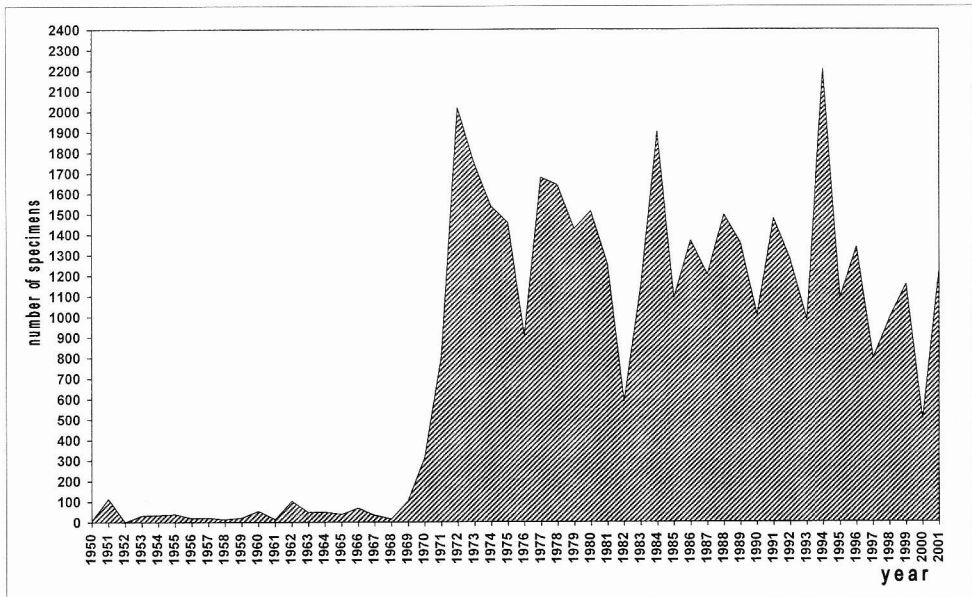


Fig. 8: Annual increase of specimens in the herpetological collection of the Museum für Tierkunde Dresden, 1950-2001.

the Naturhistorisches Museum Wien (Austria) and the Forschungsinstitut und Naturmuseum Senckenberg (Frankfurt am Main) for the first rank regarding the number of specimens. Today, the whole herpetological collection consists of approx. 45,000 specimens. A list of the type specimens is presented below.

OBST published a fair number of scientific and popular articles and books (see Appendix). His scientific career was, however, complicated by his family situation. His father was killed in war when OBST was four years old. His mother fell ill and needed his care when he was a young man. This forced him to stay in Dresden where it was not possible to study biology at university. Therefore he initially became a teacher for arts and history and taught in this profession in Dresden from 1961 to 1966.

OBST started his university education in biology in his spare-time as an external student of the Karl-Marx-Universität Leipzig from 1964 onwards, and finished his study in 1968 with a diploma thesis on the taxonomy of western Palaearctic testudinids elucidated by electrophoretic and immunological methods (published as OBST & AMBROSIOUS 1971). OBST's papers often treat the local herpetofauna of Saxony and that of the western Palaearctic. His investigations on the extinct population of *Natrix tessellata* near Meißen, Saxony (OBST 1976, 1989), are today the basis of one of the most important nature conservation projects in this federal state of Germany (OBST 2001c). Among other publications, OBST produced influential works on the systematics of the testudinids of Madagascar and of vipers (OBST 1978, 1980b, 1983a). His books (OBST 1983b, 1985, OBST & ENGELMANN 1981, OBST et al. 1984) often translate scientific results to the public in a very skilful and readable way - this is perhaps in the best sense a heritage of his former job as a teacher.

Another facet of OBST's work was his attempt to maintain and promote the close partnership between scientific herpetology and terrarium fanciers, a fruitful symbiosis characteristic for German herpetology from its beginning onwards (RIECK et al. 2001).

In 2000, on behalf of the Saxon Ministry of Research and Arts, the Museum für Tierkunde was reunited with the Museum für Mineralogie und Geologie under the roof of the "Staatliche Naturhistorische Sammlungen Dresden" (Natural History State Collections Dresden), together with a new institution, the Natural History Central Library. It was formed by the fusion of the libraries of both museums. All three institutions are now housed in two new buildings in Dresden (Figs. 9-10), making them the most modern natural history research institutes in Germany.

To honour OBST's contributions to herpetology and to the Natural History State Collections Dresden, he was appointed professor in December 2000 by the Minister President of Saxony, Professor Dr. KURT BIEDENKOPF. Due to his weakened health, OBST retired in April 2001. Nevertheless, herpetology persists as a major research focus at our museum. This is evinced last not least by this volume of Faunistische Abhandlungen, dedicated to FRITZ JÜRGEN OBST.



Fig. 9: The new research and collection building "A. B. Meyer-Bau", Dresden-Klotzsche.



Fig. 10: Aspect of the herpetological collection in the new building.

List of herpetological type specimens in the collection of the Museum für Tierkunde Dresden as of 1 September 2002

Herewith a commented list of type specimens in the herpetological collection of the Museum für Tierkunde Dresden (= MTD, formerly MTKD) is given. Taxa are listed alphabetically below families. The original name is followed by the bibliographic reference, the currently valid name for the taxon and information on the type specimens. Where necessary, some further remarks are added. All MTD specimens mentioned are alcoholic specimens and preserved in 70% ethanol unless otherwise noted.

The vast majority of historical MTD type specimens of taxa described by O. BOETTGER, J. G. FISCHER, W. HENNIG, W. MEISE, W. MEISE & W. HENNIG, A. B. MEYER, E. SCHÜZ, B. WANDOLLEK, F. WERNER, and S. WOLF burnt during the bombing of Dresden in the night of 13-14 February 1945. These lost types are enumerated in detail by OBST (1977a).

In OBST's (1977a) list of present types in our collection are a few mistakes. MTD 11765 (ex ZFMK 12534) is cited as paratype of *Lacerta pityusensis caragolensis* BUCHHOLZ, 1954 but bears no type status (compare BÖHME 1974, BÖHME & BISCHOFF 1984). MTD 11757-11760 (ex ZFMK 12157, 12260, 12262, 12320) are taken for paratypes of *Lacerta peloponnesiaca phryne* BUCHHOLZ, 1960 but are paratypes of *Lacerta peloponnesiaca thais* BUCHHOLZ, 1960. The specimens listed by OBST (1977a, b) as types of taxa described by POEPPIG (1866) are no types. The names of these taxa were never published and are only appearing in POEPPIG's hand-written catalogue of the herpetological collection of the museum of Leipzig University. They are not listed and further mentioned below. Compared with OBST's (1977a) type catalogue, the number of type specimens increased considerably. He mentions, without the "types" of the POEPPIG taxa 2 holotypes, 1 syntype, and 27 paratypes (= 25 paratypes, as MTD 11765 is no type and MTD 9286 is a paralectotype and not a paratype of *Vipera ammodytes gregorwallneri* SOCHUREK, 1974) of 20 taxa (= 15 taxa, as *Lacerta peloponnesiaca phryne* and *Lacerta pityusensis caragolensis* are not represented by types and without the 3 nomina nuda by POEPPIG). Currently, 272 type specimens (23 holotypes, 1 syntype, 247 paratypes, 1 paralectotype) of 66 taxa are present in the collection as follows:

AMPHIBIA

Caudata

Salamandridae:

Mertensiella luschani flavimembris MUTZ & STEINFARTZ, 1995

Salamandra, **31** (3), 1995: 137-148.

Current name: *Mertensiella luschani flavimembris*

Holotype: MTD 37174, approx. 6 km N Marmaris, slope W street Marmaris-Izmir, S Turkey, T. MUTZ and S. STEINFARTZ leg. February 1995.

Paratypes: Five living specimens to be deposited in the MTD collection upon their death.

Remarks: According to VEITH et al. (2001) the type locality should be 8 km instead of 6 km north of Marmaris.

Salamandra salamandra beschkovi OBST, 1981

Faunistische Abhandlungen, Staatliches Museum für Tierkunde Dresden, **8** (20), 1981: 197-201.

Current name: *Salamandra salamandra beschkovi*

Holotype: MTD 17766, Yane Sandanski, Pirin Mountains, ca. 1300 m a.s.l., S Bulgaria, V. GÖHLER and H. HEIDECHE leg. 24 May 1980.

Paratype: MTD 17773, valley of Sandanski and Bistrica, 3 km NE Sandanski, Pirin Mountains, ca. 600 m a.s.l., S Bulgaria, V. GÖHLER and H. HEIDECHE leg. 24 May 1980.

***Salamandra salamandra (gallaica) crespoid* MALKMUS, 1983**

Faunistische Abhandlungen, Staatliches Museum für Tierkunde Dresden, **10** (9), 1983: 169-174.

Current name: *Salamandra salamandra crespoid*

Holotype: Zoologisches Forschungsinstitut und Museum A. Koenig, Bonn (ZFMK 36842).

Paratypes: MTD 20138, northern slope of Picota/Serra de Monchique, between Monchique and Alferce, 400 m a.s.l., Portugal, R. MALKMUS leg. 3 January 1982.

15 additional paratypes (skins) are in the private collection of R. MALKMUS (Wiesthal, Germany).

Salientia**Ranidae:*****Limnodytes papuensis* MEYER, 1874**

Monatsberichte der Königlich Preussischen Akademie der Wissenschaften zu Berlin, **1874**: 128.

Current name (fide FROST 2000): *Rana papua* LESSON, 1830

Syntype: MTD 9285 (ex Realkatalog, Amphibien, No. 457), skeleton, Jobi, Dr. A. B. MEYER leg. 1873.

10 further syntypes (alcoholic specimens, Realkatalog, Amphibien, No. 219 and 225) with the same data were destroyed during the bombing of Dresden, 13-14 February 1945. Also some additional, destroyed alcoholic specimens from Jobi island (2 specimens, Realkatalog, Amphibien, No. 217-218), from Passim, New Guinea (1 specimen, Realkatalog, Amphibien, No. 220), Doré, New Guinea (1 specimen, Realkatalog, Amphibien, No. 221), and Rubi, New Guinea (3 specimens, Realkatalog, Amphibien, No. 222-224) were syntypes, despite the fact that OBST (1977a) did not list them as such.

Rhacophoridae:***Rhacophorus orlovi* ZIEGLER & J. KÖHLER, 2001**

Sauria, **23** (3), 2001: 37-46.

Holotype: Zoologisches Forschungsinstitut und Museum A. Koenig, Bonn (ZFMK 71368).

Paratypes: All from the lowland humid forest of the Ky Anh - Ke Go protected area, Ha Tinh province, Vietnam: MTD 43804-43806, 18°00'N 106°06'E, approx. 130-190 m a.s.l., T. ZIEGLER coll. 7 July 1997; MTD 43807, 18°04'N 105°58'E (area named "Chin Xai" by local people, meaning "nine waterfalls"), approx. 170 m a.s.l., T. ZIEGLER coll. 4 August 1997; MTD 43808-43809, 18°06'N 105°58'E (near lake Ke Go, Vietnam: "Ho Ke Go"), approx. 90 m a.s.l., T. ZIEGLER coll. 9 August 1997; MTD 43810-43813, 18°01'N 106°04'E, approx. 200-350 m a.s.l., T. ZIEGLER coll. 1-9 September 1997.

Further paratypes from the same region (Ky Anh - Ke Go) are in the collections of the Zoologisches Museum Berlin, the Zoologisches Forschungsinstitut und Museum A. Koenig, Bonn, and the Centre for Natural Resources Management and Environmental Studies, CRES, Hanoi National University.

Bufonidae:***Bufo viridis turanensis* HEMMER, SCHMIDTLER & BÖHME, 1978**

Zoologische Abhandlungen, Staatliches Museum für Tierkunde Dresden, **34** (24), 1978: 349-384.

Current name: *Bufo viridis turanensis*

Holotype: MTD 11195, environs of Dushanbe, Tajikistan ("Stadtrand von Duschanbe, Tadshikische SSR/UdSSR"), F. J. OBST leg. 25-27 November 1975.

Paratypes: MTD 11182, 11184, 11186-11191, 11196-11200, same data as holotype.

Further paratypes with the same data are in the Zoologische Staatssammlung Munich (ex MTD 11181, 11192), in the Zoologisches Forschungsinstitut und Museum A. Koenig, Bonn (ex MTD 11183, 11194), and in the Zoological Museum of the Russian Academy of Sciences, St. Petersburg (ex MTD 11185, 11193).

Leptodactylidae:***Phrynopus dagmarae* LEHR, AGUIAR & G. KÖHLER, 2002**

Journal of Herpetology, **36** (2), 2002: 208-216.

Current name: *Phrynopus dagmarae*

Holotype: Museo de Historia Natural de San Marcos, Lima (MHNSM 20451).

Paratypes: MTD 42751-42756, Palma Pampa (09°53'12''S 75°53'22''W, 3020 m a.s.l.), approx. 20 km SE Chaglla, along the road from Chaglla to Tomayrica, Distrito Chaglla, Provincia Pachitea, Departamento Huánuco, Peru, E. LEHR leg. 6 April 2000.

Additional paratypes are in the collection of the Museo de Historia Natural de San Marcos, Lima, and in the Forschungsinstitut und Naturmuseum Senckenberg, Frankfurt am Main.

REPTILIA**Testudines****Chelidae:*****Chelodina reimanni* PHILIPPEN & GROSSMANN, 1990**

Zoologische Abhandlungen, Staatliches Museum für Tierkunde Dresden, **46** (5), 1990: 95-102.

Current name: *Chelodina reimanni*

Holotype: MTD 29178, Merauke River, West Irian, New Guinea, F. YUWONO leg. 1988, P. HOCH don. May 1989.

Paratypes: MTD 29241, 29243, Merauke River, West Irian, New Guinea, F. YUWONO leg., Dr. M. REIMANN don. July 1991 (MTD 29241) and May 1990 (MTD 29243).

The paratype MTD 29242 was kept alive by P. GROSSMANN, Berlin, when the taxon was described and was not given to the museum until now. Instead, another specimen was acquired which turned out to be not MTD 29242. According to the measurements published in Table 1 of the original description, it is identical with specimen "a" and bears no paratype character according to Art. 72.4.6 of the International Code of Zoological Nomenclature (ICZN 1999). Most probably the paratype MTD 29242 has been lost.

Four additional paratypes are in the United States National Museum, Washington (D. C.).

Remarks: In Table 1 of the original description the holotype is mistaken for MTD 29243 whereas it is otherwise correctly given as MTD 29178. A further specimen in the collection of the Zoologisches Forschungsinstitut und Museum A. Koenig (Bonn) is in contrast to the text mentioned as paratype in this table.

***Platemys novaeguineae* MEYER, 1874**

Monatsberichte der Königlich Preußischen Akademie der Wissenschaften zu Berlin, **1874**: 128.

Current name: *Eseya novaeguineae*

Holotype: MTD 8222 (ex Realkatalog, Schildkröten, No. 47), Passim, New Guinea, Dr. A. B. MEYER leg. 1873.

Geoemydidae*:***Cuora galbinifrons bourreti* OBST & REIMANN, 1994**

Zoologische Abhandlungen, Staatliches Museum für Tierkunde Dresden, **48** (7), 1994: 135-136.

Current name: *Cuora galbinifrons bourreti*

Holotype: Muséum National d'Histoire naturelle, Paris (MNHN 1948.37).

Paratypes: MTD 30049, Hué, Annam, Central Vietnam, Dr. M. REIMANN don. November 1989; MTD 30988, Vietnam, Dr. M. REIMANN don. September 1990; MTD 31441, Vietnam, Dr. M. REIMANN don. March 1991; MTD 31499, Vietnam, Dr. M. REIMANN don. March 1991;

* Geoemydidae is used as BOUR & DUBOIS (1986) demonstrated that this name has nomenclatural priority over Bataguridae.

MTD 31858, Vietnam, Dr. M. REIMANN don. July 1991; MTD 31859-31863 (31861 skeleton), southern Annam, Vietnam, Dr. M. REIMANN don. July 1991; MTD 33091, Vietnam, Dr. M. REIMANN don. June 1992; MTD 33813, Vietnam, Dr. M. REIMANN don. December 1992; MTD 34039, no locality data, Dr. M. REIMANN don. January 1993; MTD 34561-34570 (34568-34569 skeletons), southern Annam, Vietnam, P. HOCH don. August 1993; MTD 34628, Vietnam, Dr. M. REIMANN don. November 1993.

A further paratype (also paratype of *C. g. picturata*), ex MTD 34040, is now in the collection of the Forschungsinstitut und Naturmuseum Senckenberg, Frankfurt am Main (SMF 78371).

***Cuora galbinifrons picturata* LEHR, FRITZ & OBST, 1998**

herpetofauna, **20** (11), 1998: 5-11.

Current name: *Cuora galbinifrons picturata*

Holotype: MTD 34565, southern Annam, Vietnam, P. HOCH don. August 1993.

Paratypes: MTD 31859-31863 (31861 skeleton), southern Annam, Vietnam, Dr. M. REIMANN don. July 1991; MTD 33091, Vietnam, Dr. M. REIMANN don. June 1992; MTD 33813, Vietnam, Dr. M. REIMANN don. December 1992; MTD 34561-34564, 34566-34570 (34568-34569 skeletons), southern Annam, Vietnam, P. HOCH don. August 1993; MTD 34628, Vietnam, Dr. M. REIMANN don. November 1993; MTD 35039, southern Annam, Vietnam, Dr. M. REIMANN don. February 1994; MTD 35906, southern Annam, Vietnam, E. MEIER don. October 1994; MTD 39856, Vietnam, G. FUCHS don. May 1997.

A further paratype (also paratype of *C. g. bourreti*), ex MTD 34040, is now in the collection of the Forschungsinstitut und Naturmuseum Senckenberg, Frankfurt am Main (SMF 78371).

***Cyclemys pulchristriata* FRITZ, GAULKE & LEHR, 1997**

Salamandra, **33** (3), 1997: 183-212.

Current name: *Cyclemys pulchristriata*

Holotype: Naturhistorisches Museum Wien (NMW 29525:4).

Paratypes: MTD 17202, "Bangkok, Thailand", H. WEISSINGER don. November 1979; MTD 21346 (shell), no locality data, H. JANSSEN don. June/July 1983; MTD 33835, no locality data, M. REIMANN don. December 1992; MTD 33864 (skeleton), "Vietnam", M. REIMANN don. December 1992; MTD 34035-34037, "Yunnan", O. SHIU vend., M. REIMANN don. January 1993; MTD 36786-36787, "Vietnam", O. SHIU vend., M. REIMANN don. November 1994; MTD 37168, "Vietnam", O. SHIU vend., M. REIMANN don. February 1995; MTD 38647, no locality data, O. SHIU vend., M. REIMANN don. February 1996.

Further paratypes are in the zoological museums Berlin, Hamburg, Frankfurt am Main, Leiden, Vienna, and Stuttgart.

Remarks: In the original description of *C. pulchristriata*, the locality data of several paratypes were regarded as doubtful because these specimens were obtained from dubious pet trade sources. The type locality of the taxon (Phuc-Son, Annam, Central Vietnam) was based on NMW 29525:4, a specimen belonging to a series collected by HANS FRUHSTORFER at the beginning of the 20th century.

***Mauremys caspica siebenrocki* WISCHUF & FRITZ (in FRITZ & WISCHUF), 1997**

Zoologische Abhandlungen, Staatliches Museum für Tierkunde Dresden, **49** (13), 1997: 240-243.

Current name: *Mauremys caspica siebenrocki*

Holotype: MTD 27101, Kerbela, Iraq, Zoo Leipzig don. October 1987.

Paratypes are in the zoological museums Basle, Chicago, Florence, Frankfurt am Main, London, Munich, San Francisco, Stuttgart, and Vienna.

***Pyxidea mouhotii obsti* FRITZ, ANDREAS & LEHR, 1998**

Zoologische Abhandlungen, Staatliches Museum für Tierkunde Dresden, **50** (3), 1998: 33-43.

Current name: *Pyxidea mouhotii obsti*

Holotype: MTD 31458, Annam, Vietnam, Dr. M. REIMANN don. March 1991.

Paratypes: MTD 30992, Annam, Vietnam, Dr. M. REIMANN don. November 1990; MTD

31855 (specimen lacking head), Annam, Vietnam, O. SHIU leg., Dr. M. REIMANN don. July 1991; MTD 31856, Annam, Vietnam, O. SHIU leg., Dr. M. REIMANN don. August 1991; MTD 40416, Vietnam, imported by POLASCHEK, Vienna, 1997, G. EGRETZBERGER don. January 1998.

A further paratype is in the collection of the Naturhistorisches Museum Wien.

Remarks: The exact type locality was restricted to “environs of Phú Lộc, Annam (Vietnam), 16°16'N 107°56'E” in the original description, according to the results of a zoological expedition to Vietnam by E. LEHR.

Testudinidae:

***Testudo graeca anamurensis* WEISSINGER, 1987**

ÖGH-Nachrichten, **10/11**, 1987: 14-18.

Current name: *Testudo graeca anamurensis*

Holotype: Naturhistorisches Museum Wien (NMW 30795:1).

Paratypes: MTD 29200-29201, beach 7 km W Anamur, S Turkey; MTD 29202, Side, Manavgat, S Turkey, H. WEISSINGER don. 1987.

Two further paratypes are in the Naturhistorisches Museum Wien (see remarks).

Remarks: In the original description of *T. g. anamurensis* only two paratypes are listed (NMW 30795:2-3, male and female). Both were kept alive when the description was published. After their death, the shell of the male was catalogued correctly as NMW 30795:2, whereas the alcohol-preserved female got a new number (NMW 31031). The locality “Side, Türkei (Turkey)” given in TIEDEMANN et al. (1994) for NMW 30795:2 is a lapsus calami for “Anamurum” (R. GEMEL pers. comm., ANON. 2001).

Our museum received in 1987 from H. WEISSINGER three tortoises as “paratypes of *T. g. anamurensis*”, which were not mentioned in the original description. According to Art. 72 of the International Code of Zoological Nomenclature (ICZN 1999) these specimens are paratypes, too, as there is evidence that they were known by the author and recognised as belonging to *T. g. anamurensis* when the new taxon was established.

***Testudo graeca cyrenaica* PIEH & PERÄLÄ, 2002**

Herpetozoa, **15** (1/2), 2002: 3-28.

Current name: *Testudo graeca cyrenaica*

Holotype: MTD 31880, east Libya, Derna (= Darna or Darnah), D. MENDAU don. July 1991.

Paratypes: MTD 31879, east Libya, D. MENDAU don. July 1991; MTD 34852-34853, east Libya, D. MENDAU don. December 1993.

Further paratypes are in the zoological museums Florence, Frankfurt am Main, Washington (D. C.), and Munich.

***Testudo graeca soussensis* PIEH, 2001**

Salamandra, **36** (4), 2001 (“2000”): 209-222.

Current name: *Testudo graeca soussensis*

Holotype: MTD 33842, near Agadir, Morocco, Dr. M. REIMANN don. December 1992.

Paratypes: MTD 31012, Agadir, Morocco, Dr. M. REIMANN don. November 1990; MTD 33843, near Agadir, Morocco, Dr. M. REIMANN don. December 1992.

Further paratypes are in the Muséum National d'Histoire naturelle, Paris and in the Staatliches Museum für Naturkunde Stuttgart.

Remarks: The date of publication is given with 31 December 2000 in the fourth issue of Salamandra, **36**. However, in fact it was distributed not before the beginning of February 2001 due to problems with the printing-office. Because of the bad quality of the coloured figures, a reprint of the issue was distributed at the beginning of March 2001.

***Testudo weissingeri* BOUR, 1996**

Dumerilia, **2**, 1996 (“1995”): 23-54.

Current name (fide BRINGSØE et al. 2001): *Testudo marginata weissingeri* TRUTNAU, 1994

Holotype: Muséum National d'Histoire naturelle, Paris (MNHN 1989.3317).

Paratypes: MTD 25689-25690, Kardamili, Greece, H. WEISSINGER leg., don. October 1986 (field numbers 126-127).

Further paratypes are in the zoological museums Paris and Vienna.

Remarks: Despite the fact that the date of publication is stated with "Novembre 1995" on the cover of *Dumerilia*, **2**, the volume was not distributed before the beginning of 1996. The copy of the *Museum für Tierkunde Dresden* was received on 7 March 1996.

By mistake, TRUTNAU (1994) published the name *Testudo marginata weisingeri* with a short description two years before BOUR's (1996) paper was issued. Hence, the name *Testudo weisingeri* BOUR, 1996 is not available as it is a junior primary homonym of *Testudo marginata weisingeri* TRUTNAU, 1994 (BRINGSØE et al. 2001).

Emydidae:

***Emys orbicularis eiselti* FRITZ, BARAN, BUDAK & AMTHAUER, 1998**

Mertensiella, **10**, 1998: 113-116.

Current name: *Emys orbicularis eiselti*

Holotype: Naturhistorisches Museum Wien (NMW 18551:1).

Paratypes: MTD 40468, between Kömürler and Sakçagözü, Vilayet Gaziantep, SE Turkey, A. BUDAK leg. 24 April 1972, don. 1998.

Two additional paratypes are in the Naturhistorisches Museum Wien and in the collection of the Zoological Institute of the Ege University, Izmir.

***Emys orbicularis fritzjuergenobsti* FRITZ, 1993**

Zoologische Abhandlungen, Staatliches Museum für Tierkunde Dresden, **47** (11), 1993: 132-136.

Current name: *Emys orbicularis fritzjuergenobsti*

Holotype: Staatliches Museum für Naturkunde Stuttgart (SMNS 4639:9).

Paratypes: MTD 11120-11121, Oropesa de Mar, Spain, M. REIMANN leg., obtained 1974 in exchange with the Bonn museum; MTD 14350-14351, Oropesa de Mar, Spain, H. GRÜN leg. 22 February and 17 March 1931, obtained 1978 in exchange with the Bonn museum; MTD 17104, Castellón de la Plana, Spain, W. SACHSSE don. October 1979.

Further paratypes are in the zoological museums Basle, Frankfurt am Main, London, Prague, Stuttgart, and Vienna.

***Emys orbicularis (galloitalica) capolongoi* FRITZ, 1995**

Zoologische Abhandlungen, Staatliches Museum für Tierkunde Dresden, **48** (13), 1995: 204-209.

Current name: *Emys orbicularis capolongoi*

Holotype: Forschungsinstitut und Naturmuseum Senckenberg, Frankfurt am Main (SMF 59593).

Paratypes: MTD 17615, Arzachena, Sardinia (dead on road, 6 June 1979), exchange with the Bonn museum, 1980.

Further paratypes are in the zoological museums Basle, Bonn, Florence, Frankfurt am Main, Leiden, Stuttgart, Vienna, and in the private collections of D. CAPOLONGO (Roccarainola, Italy) and B. LANZA (Florence).

***Emys orbicularis (galloitalica) galloitalica* FRITZ, 1995**

Zoologische Abhandlungen, Staatliches Museum für Tierkunde Dresden, **48** (13), 1995: 217-220.

Current name: *Emys orbicularis galloitalica*

Holotype: Muséum National d'Histoire naturelle, Paris (MNHN 1993:5804).

Paratypes: MTD 32366, 33710, St. Tropez, France, J. MAIER leg. May 1970; MTD 34282 (carapace), Ramatuelle, France, W. MATZANKE don. 17 November 1992; MTD 34286-34287, Grimaud, France, J. MAIER and W. MATZANKE leg. April 1973.

Further paratypes are in the zoological museums Basle, Berlin, Cambridge (Mass.), Florence, Frankfurt am Main, Geneva, London, Lyon, Munich, Naples, Paris, and in the private collection of V. CAPUTO (Naples).

***Emys orbicularis hispanica* FRITZ, KELLER & BUDDE, 1996**

Salamandra, **32** (3), 1996: 129-152.

Current name: *Emys orbicularis hispanica*

Holotype: Zoological collection of the Estación Biológica de Doñana, Sevilla (EBD 29209).

Paratypes: MTD 39188 (ex EBD 29255), Laguna de las Verdes, Doñana, Spain, ANA C. ANDREU coll. 15 May 1982.

Further paratypes are in the collection of the Estación Biológica de Doñana, Sevilla.

***Emys orbicularis kurae* FRITZ, 1994**

Zoologische Abhandlungen, Staatliches Museum für Tierkunde Dresden, **48** (4), 1994: 78-82.

Current name (FRITZ 1998): *Emys orbicularis iberica* EICHWALD, 1831

Holotype: Naturhistorisches Museum Wien (NMW 14557:1).

Paratypes: MTD 10629, southern Russia, Zoo Dresden don. 1972; MTD 25622, 10 km NE Telavi, Georgia, D. LOSANSKY don. April 1986.

Further paratypes are in the zoological museums Berlin, Cambridge (Mass.), Moscow, St. Petersburg, and Vienna.

Remarks: In the original description the locality for MTD 25622 is given as "Telavi, Georgia".

***Emys orbicularis luteofusca* FRITZ, 1989**

Salamandra, **25** (3/4), 1989: 143-168.

Current name: *Emys orbicularis luteofusca*

Holotype: Staatliches Museum für Naturkunde Stuttgart (SMNS 4651:1).

Paratypes: MTD 29137 (carapace), lakeside W Ereğli, Vilayet Konya, Turkey, K. GUTSCHE leg., U. FRITZ don. 1988.

Further paratypes with the same locality data are in the Staatliches Museum für Naturkunde Stuttgart.

***Emys orbicularis occidentalis* FRITZ, 1993**

Zoologische Abhandlungen, Staatliches Museum für Tierkunde Dresden, **47** (11), 1993: 136-146.

Current name: *Emys orbicularis occidentalis*

Holotype: Muséum National d'Histoire naturelle, Paris (MNHN 1961-344).

Paratypes: MTD 31815, environs of Sefrou (lake Dayet Aaoua, 1600 m a.s.l.), Atlas Moyen, Morocco, 1988; MTD 33599, Carrapateira, Portugal, J. MAIER leg. May 1991.

Further paratypes are in the zoological museums Basle, Frankfurt am Main, Leiden, London, Paris, Stuttgart, and Vienna.

Sauria**Gekkonidae:*****Cyrtodactylus irianjayaensis* RÖSLER, 2001**

Zoologische Abhandlungen, Staatliches Museum für Tierkunde Dresden, **51** (7), 2001: 61-71.

Current name: *Cyrtodactylus irianjayaensis*

Holotype: MTD 32814, West Irian, New Guinea, P. HOCH don. April 1992.

Paratypes: MTD 32815-32816, same data as holotype.

Two additional paratypes with the same data are in the private collection of H. RÖSLER (Thale, Germany).

***Cyrtopodion kotschyi bolkarensis* RÖSLER, 1994**

Zoologische Abhandlungen, Staatliches Museum für Tierkunde Dresden, **48** (5), 1994: 95-101.

Current name: *Mediodactylus kotschyi bolkarensis*

Holotype: Naturhistorisches Museum Wien (NMW 32891).

Paratypes: MTD 3488, Bolkar Dag, Taurus Mountains (Cilicia), 2600 m a.s.l., Turkey, W. H. MUCHE leg. 1965; MTD 8891, Bolkar Dag, Taurus Mountains (Cilicia), Turkey, W. H. MUCHE leg. 1965.

***Gekko grossmanni* GÜNTHER, 1994**

Zoologischer Anzeiger, **233** (1-2), 1994: 57-67.

Current name: *Gekko grossmanni*

Holotype: Zoologisches Museum Berlin (ZMB 52578).

Paratypes: MTD 36801 (ex ZMB 52584), "probably Khánh Hòa province, South Vietnam", pet-trade specimen, obtained in exchange from Zoologisches Museum Berlin, June 1993.

Further paratypes with the same data are in the Zoological Museum Berlin.

***Gekko siamensis* GROSSMANN & ULBER, 1990**

Sauria, **12** (3), 1990: 9-18.

Current name: *Gekko siamensis*

Holotype: MTD 27245, Thanon Khao Yai, kilometre 22, Amphoe (district) Pak Chong, Changwat (province) Nakhon Ratchasima, Thailand (14°32'N 101°20'E), W. GROSSMANN leg. December 1987.

Paratypes: MTD 27289, 27322, 27531, 30877-30878, 30880-30881, same data as holotype.

Further paratypes with the same data are in the Zoologisches Forschungsinstitut und Museum A. Koenig, Bonn (ex MTD 30879), and in the private collection of W. GROSSMANN (Berlin).

***Hemidactylus dracaenacolus* RÖSLER & WRANIK, 1999**

Zoologische Abhandlungen, Staatliches Museum für Tierkunde Dresden, **50** (16), 1999: 252-254.

Current name: *Hemidactylus dracaenacolus*

Holotype: MTD, live specimen, Diksam (12°29.73'N 53°59.18'E), 695 m a.s.l., Sokotra, H. RÖSLER and W. WRANIK leg. 3 March 1999.

Paratype: MTD, live specimen, same data as holotype.

***Lygodactylus heterurus trilineigularis* RÖSLER, 1998**

Sauria, **20** (4), 1998: 31-38.

Current name: *Lygodactylus heterurus trilineigularis*

Holotype: MTD 39054, Ampahana, NE Madagascar, H. RÖSLER leg. 8 September 1994.

Paratype: MTD 39055, same data as holotype.

***Paroedura bastardi ibityensis* RÖSLER & KRÜGER, 1998**

Sauria, **20** (2), 1998: 37-46.

Current name: *Paroedura bastardi ibityensis*

Holotype: MTD 39058, Mount Petit Ibity, central highlands of Madagascar, J. KRÜGER and H. RÖSLER leg. 24 September 1994.

Paratypes: MTD 39059, same data as holotype.

Further paratypes with the same locality data are in the Zoologisches Forschungsinstitut und Museum A. Koenig, Bonn, in the Muséum National d'Histoire naturelle, Paris, and in the private collection of H. RÖSLER (Thale, Germany).

***Phelsuma hielscheri* RÖSLER, OBST & SEIPP, 2001**

Zoologische Abhandlungen, Staatliches Museum für Tierkunde Dresden, **51** (6), 2001: 51-60.

Current name: *Phelsuma hielscheri*

Holotype: MTD 34210, about 15 km SW Morondava, west coast of Madagascar, S. HENNIG, M. HIELSCHER, F. J. OBST and R. SEIPP leg. March 1993.

Paratypes: MTD 34208-34209, same data as holotype.

***Phelsuma pronki* SEIPP, 1994**

Senckenbergiana biologica, **74** (1/2), 1994: 193-197.

Current name: *Phelsuma pronki*

Holotype: Forschungsinstitut und Naturmuseum Senckenberg, Frankfurt am Main (SMF 75950).

Paratype: MTD 35785 (live specimen), near Andramasina, central Madagascar, R. SEIPP leg. August 1994.

***Phelsuma quadriocellata lepida* KRÜGER, 1993**

Salamandra, **29** (2), 1993: 133-139.

Current name: *Phelsuma quadriocellata lepida*

Holotype: Zoologisches Forschungsinstitut und Museum A. Koenig, Bonn (ZFMK 54500).

Paratypes: MTD 36642, Andapa, NE Madagascar, J. B. DONTY leg. May 1992.

Further paratypes with the same data are in the zoological museums Bonn and Frankfurt am Main.

***Pristurus obsti* RÖSLER & WRANIK, 1999**

Zoologische Abhandlungen, Staatliches Museum für Tierkunde Dresden, **50** (16), 1999: 254-259.

Current name: *Pristurus obsti*

Holotype: MTD 41401, SW Qalansiyah, Shu'ab Bay (12°34.67'N 53°23.87'E), Sokotra, H. RÖSLER and W. WRANIK leg. 1 March 1999.

Paratypes: MTD 41402-41406, same data as holotype.

Further paratypes with the same locality data are in the Zoologisches Forschungsinstitut und Museum A. Koenig, Bonn, in the Hessisches Landesmuseum, Darmstadt, and in the private collection of H. RÖSLER (Thale, Germany).

***Pristurus samhaensis* RÖSLER & WRANIK, 1999**

Zoologische Abhandlungen, Staatliches Museum für Tierkunde Dresden, **50** (16), 1999: 259-264.

Current name: *Pristurus samhaensis*

Holotype: MTD 41407, Samha (12°10.00'N 53°01.50'E), 240 m a.s.l., leg. H. RÖSLER and W. WRANIK 15 February 1999.

Paratypes: MTD 41408-41414, same data as holotype.

Further paratypes are in the Zoologisches Forschungsinstitut und Museum A. Koenig, Bonn, in the Hessisches Landesmuseum, Darmstadt, and in the private collection of H. RÖSLER (Thale, Germany).

***Rhacodactylus leachianus henkeli* SEIPP & OBST, 1994**

Senckenbergiana biologica, **74** (1/2), 1994: 205-211.

Current name (fide SEIPP & HENKEL 2000): *Rhacodactylus leachianus henkeli* [but see GOOD et al. 1997, BAUER & SADLER 2000, VENCES et al. 2001]

Holotype: Forschungsinstitut und Naturmuseum Senckenberg, Frankfurt am Main (SMF 75976).

Paratypes: MTD 35750, 39022, 39519, Île des Pins, New Caledonia, R. SEIPP leg. April 1994.

Remarks: In the original description MTD 35750 and 15 living paratypes without catalogue numbers are listed, all with the same collection data. It is stated that the living paratypes will be deposited upon their death in the zoological museums Dresden, Frankfurt am Main, Bonn, and Paris. MTD 39022 and 39519 belong to these specimens.

Agamidae:***Agama chernovi* ANANJEVA, PETERS & RZHEPAKOVSKY, 1981**

Trudy Zoologicheskogo Instituta, Akademiyi Nauk SSSR, **101**, 1981: 23-27.

Current name (fide GOLUBEV 1998): *Laudakia bochariensis* (NIKOLSKY, 1897)

Holotype: Zoological Museum of the Russian Academy of Sciences, St. Petersburg (ZIN 19385).

Paratypes: MTD 8513, valley of Kshtut River, Hissar Mountains, 2900-3500 m a.s.l., about 90 km NW Dushanbe, Tajikistan, G. SCHÖNE leg. August 1970 (kept for three years in captivity);

MTD 11421, Matcha River, near Khudgif, Transalai, Tajikistan, G. SCHÖNE leg. August 1974;

MTD 14313-14314, Nurek waterworks, 1020 m a.s.l., Tajikistan, A. BAUTIN leg. 15 October 1977.

Further paratypes are in the Zoological Museum of the Russian Academy of Sciences, St. Petersburg and according to BÖHME & BISCHOFF (1984) in the zoological museums Berlin and Bonn.

Remarks: In the original description W. T. RZHEPAKOVSKY is given erroneously as collector for MTD 14313-14314.

***Agama stoliczkana altaica* PETERS, 1971**

Mitteilungen aus dem Zoologischen Museum in Berlin, **47**, 1971: 357-381.

Current name: *Laudakia stoliczkana altaica*

Holotype: Zoologisches Museum Berlin (ZMB 42359).

Paratypes: MTD 10319 (ex ZMB 42375), gorge "Ulstyan Gol", Altai Mountains, SW Mongolia, Dr. G. PETERS leg. 8 July 1964.

Further paratypes are in the zoological museums Berlin, Bonn, Halle, St. Petersburg, and Ulan-Bator.

***Gonyocephalus (Hypsilurus) nigrigularis* MEYER, 1874**

Monatsberichte der Königlich Preußischen Akademie der Wissenschaften zu Berlin, **1874**: 129.

Current name: *Hypsilurus nigrigularis*

Holotype: MTD 2967 (ex Realkatalog, Eidechsen & Crocodile, No. 414), Rubi, New Guinea, Dr. A. B. MEYER leg. 1873.

Anguidae:***Ophisaurus apodus thracicus* OBST, 1978**

Zoologische Abhandlungen, Staatliches Museum für Tierkunde Dresden, **35** (8), 1978: 129-140.

Current name: *Pseudopus apodus thracicus*

Holotype: MTD 5464, Primorsko, District Burgas, Bulgaria, J. FRITZSCHE leg. May 1972.

Paratypes: MTD 5461, 5463, Primorsko, District Burgas, Bulgaria, J. FRITZSCHE leg. May 1972;

MTD 5465-5466, Primorsko, District Burgas, Bulgaria, J. FRITZSCHE leg. May 1972; MTD 7538, 7540-

7541, Kiten, District Burgas, Bulgaria, H. PAPSDORF and H. RICHTER leg. 15-25 June 1973; MTD

11039-11040, Primorsko, District Burgas, Bulgaria, H. PAPSDORF and H. RICHTER leg. August 1974.

Two additional paratypes are deposited in the Zoological Museum of the Russian Academy of Sciences, St. Petersburg (ex MTD 5462) and in the Zoologisches Forschungsinstitut und Museum A. Koenig, Bonn (ex MTD 7539).

Varanidae:***Varanus yemenensis* BÖHME, JOGER & SCHÄTTI, 1989**

Fauna of Saudi Arabia, **10**, 1989: 433-448.

Current name: *Varanus yemenensis*

Holotype: Zoologisches Forschungsinstitut und Museum A. Koenig, Bonn (ZFMK 46500).

Paratypes: MTD 35353, As Sokhna, Yemen Arab Republic, B. SCHÄTTI and R. FORTINA leg. October 1986, Tierpark Dählhölzli (Bern) don. 1993.

Further paratypes are in the zoological museums Bonn, Geneva, and London.

Lacertidae:***Lacerta agilis brevicaudata* PETERS, 1958**

Zoologische Jahrbücher, Abteilung für Systematik, Ökologie und Geographie der Tiere, **86** (1/2), 1958: 127-138.

Current name: *Lacerta agilis brevicaudata*

Holotype: Zoological Museum of the Russian Academy of Sciences, St. Petersburg (ZIN 12900).

Paratypes: MTD 18058-18059 (formerly in the Zoologisches Museum Berlin), street from Sevan to Akhta, Armenia, G. PETERS leg. 7 June and 4 July 1954, obtained 1979 in exchange with the Zoological Museum Berlin.

Additional paratypes are in the Zoologisches Museum Berlin and according to BÖHME & BISCHOFF (1984) in the zoological museums Bonn and Magdeburg.

Remarks: It is not entirely clear whether PETERS (1958: 128) included "further 80 specimens from Yelenkova at Lake Sevan and from Stepanavan" from the collection of the St. Petersburg museum into the type series or not.

***Lacerta agilis ioriensis* PETERS & MUSKHELISCHWILI, 1968**

Zoologische Jahrbücher, Abteilung für Systematik, Ökologie und Geographie der Tiere, **95** (1/2), 1968: 213-228.

Current name: *Lacerta agilis ioriensis*

Holotype: Zoological Institute of the Georgian Academy of Sciences, Tbilissi (without catalogue number).

Paratypes: MTD 18060-18061 (formerly in the Zoologisches Museum Berlin), Tianeti, upper valley of Iori River, Georgia, T. A. MUSKHELISCHWILI leg., obtained 1979 in exchange with the Zoological Museum Berlin.

Further paratypes from the surroundings of Tianeti are in the collection of the Zoological Institute of the Georgian Academy of Sciences, Tbilissi, in the Zoologisches Museum Berlin, and according to BÖHME (1974) and BÖHME & BISCHOFF (1984) in the zoological museums Bonn and Magdeburg.

***Lacerta derjugini boehmei* BISCHOFF, 1982**

Zoologische Abhandlungen, Staatliches Museum für Tierkunde Dresden, **38** (1), 1982: 46-49.

Current name: *Darevskia derjugini boehmei*

Holotype: MTD 14626, Mount Akhun near Sochi, Russia ("Achun-Berg bei Sotschi/UdSSR"), J. FRITZSCHE leg. June 1978.

Paratypes: MTD 9644-9646, 9648-9651, 9654-9655, Mount Akhun near Sochi, Russia, R. HAMPEL leg. September 1974; MTD 9657, lower mountain slopes near Ritsa lake, Georgia, R. HAMPEL leg. 10 September 1974; MTD 9777-9780, 9782, Mount Akhun near Sochi, Russia, J. FRITZSCHE leg. September 1974; MTD 14627-14642, 14788-14792, Mount Akhun near Sochi, Russia, J. FRITZSCHE leg. June 1978.

Additional paratypes are in the zoological museums Berlin, Bonn, Magdeburg, New York (ex MTD 9642, 9653), and Washington, D. C. (ex MTD 9643, 9647, 9652, 9781).

***Lacerta derjugini orlowae* BISCHOFF, 1984**

Salamandra, **20** (2/3), 1984: 104-107.

Current name: *Darevskia derjugini orlowae*

Holotype: Zoologisches Forschungsinstitut und Museum A. Koenig, Bonn (ZFMK 38047).

Paratypes: MTD 10844-10846, Pasanauri, Georgia, J. FRITZSCHE and W. WITTIG leg. 14 June 1975; MTD 14795, Telavi, Georgia, J. FRITZSCHE leg. June 1978.

Further paratypes are in the zoological museums Bonn and Magdeburg.

***Lacerta erhardii weigandi* GRUBER & SCHULTZE-WESTRUM, 1971**

Bonner zoologische Beiträge, **22** (1/2), 1971: 101-130.

Current name (fide GRUBER 1986): *Podarcis gaigeae weigandi*

Holotype: Zoologisches Forschungsinstitut und Museum A. Koenig, Bonn (ZFMK 10914).

Paratypes: MTD 11749-11750 (ex ZFMK 10909, 10928), Island Piperi, Northern Sporades, Aegean Sea, SCHULTZE-WESTRUM and WEIGAND leg. 26 September 1957, obtained 1976 in exchange with the Bonn museum.

Further paratypes with the same data are in the Zoologisches Forschungsinstitut und Museum A. Koenig, Bonn.

***Lacerta muralis adolfjordansi* BUCHHOLZ, 1962**

Bonner zoologische Beiträge, **13** (1-3), 1962: 216-218.

Current name (fide BEUTLER & HECKES 1986): *Podarcis milensis adolfjordansi*

Holotype: Zoologisches Forschungsinstitut und Museum A. Koenig, Bonn (ZFMK 1854).

Paratypes: MTD 11751-11752 (ex ZFMK 1861, 1867), eastern, bigger island of the two Ananes islands near Milos, Cyclades, K. F. BUCHHOLZ leg. 20 May 1953, obtained 1976 in exchange with the Bonn museum.

Further paratypes with same data are in the Zoologisches Forschungsinstitut und Museum A. Koenig, Bonn.

***Lacerta peloponnesiaca lais* BUCHHOLZ, 1960**

Bonner zoologische Beiträge, **6** (1), 1960: 99-101, 103.

Current name: *Podarcis peloponnesiaca lais* [for the gender of the genus *Podarcis* see BÖHME 1997 and ARNOLD 2000]

Holotype: Zoologisches Forschungsinstitut und Museum A. Koenig, Bonn (ZFMK 12115).

Paratypes: MTD 11753-11756 (ex ZFMK 12111, 12116, 12119, 12281), Kalavryta, N Peloponnes, Greece, K. F. BUCHHOLZ leg. 12 May 1959, obtained 1976 in exchange with the Bonn museum.

Further paratypes are in the zoological museums Bonn, Vienna, and Magdeburg.

***Lacerta peloponnesiaca thais* BUCHHOLZ, 1960**

Bonner zoologische Beiträge, **6** (1), 1960: 102-105.

Current name: *Podarcis peloponnesiaca thais* [for the gender of the genus *Podarcis* see BÖHME 1997 and ARNOLD 2000]

Holotype: Zoologisches Forschungsinstitut und Museum A. Koenig, Bonn (ZFMK 12261).

Paratypes: MTD 11757-11760 (ex ZFMK 12157, 12260, 12262, 12320), Aesculap Sanctuary (400 m a.s.l.), Argolis, Epidaurus, Peloponnes, Greece, K. F. BUCHHOLZ leg. 28-29 May 1959;

MTD 11761-11763 (ex ZFMK 12248, 12249, 12341), along the street Argos-Tripolis, 40 km to Argos, Peloponnes, Greece, K. F. BUCHHOLZ leg. 2 and 29 May 1959; MTD 11764 (ex ZFMK 12290), ruins of Tiryns, Peloponnes, Greece, K. F. BUCHHOLZ leg. 29 May 1959, obtained 1976

in exchange with the Bonn museum.

Further paratypes are in the zoological museums Bonn and Vienna.

Remarks: Some of our mentioned specimens (MTD 11757-11760) have been mistaken as paratypes of *Lacerta peloponnesiaca phryne* BUCHHOLZ, 1960 by OBST (1977a). Also the locality data given there are wrong.

***Lacerta pityusensis characae* BUCHHOLZ, 1954**

Bonner zoologische Beiträge, **5** (1/2), 1954: 86-87.

Current name: *Podarcis pityusensis characae*

Holotype: Zoologisches Forschungsinstitut und Museum A. Koenig, Bonn (ZFMK 12467).

Paratypes: MTD 11766-11767 (ex ZFMK 12468, 12472), Characa island, Pityuses, H. GRÜN leg. 14 August 1930, obtained 1976 in exchange with the Bonn museum.

Further paratypes with the same data are in the Zoologisches Forschungsinstitut und Museum A. Koenig, Bonn.

Remarks: In BÖHME (1974) the catalogue numbers for the complete ZFMK paratype series is given erroneously as "ZFMK 12468-70". Correct is "ZFMK 12468-76", as in BÖHME & BISCHOFF (1984).

***Lacerta pityusensis hortae* BUCHHOLZ, 1954**

Bonner zoologische Beiträge, **5** (1/2), 1954: 86.

Current name: *Podarcis pityusensis hortae*

Holotype: Zoologisches Forschungsinstitut und Museum A. Koenig, Bonn (ZFMK 12410).

Paratypes: MTD 11768 (ex ZFMK 12422), Isla de Hort, Pityuses, J. JOCKISCH leg. November 1935, obtained 1976 in exchange with the Bonn museum.

Further paratypes with the same data are in the Zoologisches Forschungsinstitut und Museum A. Koenig, Bonn.

***Lacerta pityusensis puercosensis* BUCHHOLZ, 1954**

Bonner zoologische Beiträge, **5** (1/2), 1954: 77-78.

Current name (fide SALVADOR 1986): *Podarcis pityusensis formenterae* (EISENTRAUT, 1928)

Holotype: Zoologisches Forschungsinstitut und Museum A. Koenig, Bonn (ZFMK 12411).

Paratypes: MTD 11769-11770 (ex ZFMK 12414, 12419), Isla de Puercos, Pityuses, J. JOCKISCH leg. 5 September 1932, obtained 1976 in exchange with the Bonn museum.

Further paratypes with the same data are in the Zoologisches Forschungsinstitut und Museum A. Koenig, Bonn.

***Lacerta pityusensis purroigensis* BUCHHOLZ, 1954**

Bonner zoologische Beiträge, **5** (1/2), 1954: 85-86.

Current name (fide SALVADOR 1986): *Podarcis pityusensis pityusensis* (BOSCA, 1913)

Holotype: Zoologisches Forschungsinstitut und Museum A. Koenig, Bonn (ZFMK 12409).

Paratypes: MTD 11771 (ex ZFMK 12557), Isleta de Purroige, Pityuses, H. GRÜN leg. 20 July 1930, obtained 1976 in exchange with the Bonn museum.

Further paratypes with the same data are in the Zoologisches Forschungsinstitut und Museum A. Koenig, Bonn.

***Lacerta pityusensis subformenterae* BUCHHOLZ, 1954**

Bonner zoologische Beiträge, **5** (1/2), 1954: 78.

Current name (fide SALVADOR 1986): *Podarcis pityusensis formenterae* (EISENTRAUT, 1928)

Holotype: Zoologisches Forschungsinstitut und Museum A. Koenig, Bonn (ZFMK 12550).

Paratypes: MTD 11772 (ex ZFMK 12552), Conejo de Formentera, Pityuses, H. GRÜN leg. 11 July 1930, obtained 1976 in exchange with the Bonn museum.

Further paratypes with the same data are in the Zoologisches Forschungsinstitut und Museum A. Koenig, Bonn.

***Lacerta pityusensis torretensis* BUCHHOLZ, 1954**

Bonner zoologische Beiträge, **5** (1/2), 1954: 76-77.

Current name: *Podarcis pityusensis torretensis*

Holotype: Zoologisches Forschungsinstitut und Museum A. Koenig, Bonn (ZFMK 12408).

Paratypes: MTD 11773 (ex ZFMK 12431), Isla de Torretas, Pityuses, H. GRÜN leg. 15 May 1930, obtained 1976 in exchange with the Bonn museum.

Further paratypes with the same data are in the Zoologisches Forschungsinstitut und Museum A. Koenig, Bonn.

***Mesalina bahaeldini* SEGOLI, COHEN & WERNER, 2002**

Faunistische Abhandlungen, Staatliches Museum für Tierkunde Dresden, **23** (9), 2002: 157-176.

Current name: *Mesalina bahaeldini*

Holotype: Zoological Museum, Hebrew University of Jerusalem (HUI-R 10712).

Paratypes: MTD 43814 (ex HUI-R 11421), Bir Iqnah, Sinai, Egypt, Y. L. WERNER leg. 24 May 1969.

Further paratypes are in the Field Museum of Natural History, Chicago, the Natural History Museum, London, the National Museum Prague, and in the Zoological Museum, Hebrew University of Jerusalem.

Scincidae:***Ablepharus chernovi isauriensis* SCHMIDTLER, 1997**

Herpetozoa, **10** (1/2), 1997: 50, 52.

Current name: *Ablepharus chernovi isauriensis*

Holotype: Zoologische Staatssammlung München (ZSM 115/96).

Paratypes: MTD 3495, Ulukisla, E Ereğli (Niğde), W. H. MUCHE leg. 1965.

Further paratypes are in the zoological museums Munich, Rotterdam, Vienna, in the collection of the Zoological Institute of the Ege University, Izmir, and in the private collection of J. F. SCHMIDTLER (Munich).

***Corucia zebrata alfredschmidti* G. KÖHLER, 1997**

Salamandra, **33** (1), 1997: 61-68.

Current name: *Corucia zebrata alfredschmidti*

Holotype: Forschungsinstitut und Naturmuseum Senckenberg, Frankfurt am Main (SMF 77587).

Paratypes: MTD 39481 (ex SMF 77589), Bougainville, Papua New Guinea, A. A. SCHMIDT don. 27 April 1993.

Further paratypes with the same locality data are in the zoological museums Bonn and Frankfurt am Main.

Serpentes

Colubridae:

***Coronella austriaca acutirostris* MALKMUS, 1995**

Zoologische Abhandlungen, Staatliches Museum für Tierkunde Dresden, **48** (15), 1995: 265-278.

Current name: *Coronella austriaca acutirostris*

Holotype: MTD 35066, Lagoa Comprida/Serra da Estrela, Portugal (1575 m a.s.l.), R. MALKMUS coll. July 1978.

Paratypes: Nine specimens in the collections of the Estación Biológica de Doñana, Sevilla, and of the Museu Bocage, Lisbon.

***Macrocalamus schulzi* VOGEL & DAVID, 1999**

The Raffles Bulletin of Zoology, **47** (2), 1999: 318-322.

Current name: *Macrocalamus schulzi*

Holotype: Zoologisches Forschungsinstitut und Museum A. Koenig, Bonn (ZFMK 51159).

Paratypes: MTD 39630, Cameron Highlands, Pahang, Malaysia, G. VOGEL don. June 1997.

Further paratypes are in the zoological museums Berlin, Bonn, Frankfurt am Main, Paris, and in the Zoological Reference Collection, National University of Singapore.

Remarks: In the original description a wrong catalogue number (MTD 39360) is given for our paratype.

***Masticophis bilineatus* JAN, 1863**

Elenco sistematico degli ofidi, descritti e disegnati per l'iconografia generale. Milano (Lombardi), 1863: 63.

Current name: *Masticophis bilineatus*

Holotype: MTD 15523 (ex Collectio Leipzig, E. POEPPIG's catalogue R IVa 156), Mexico occid., KINDERMANN coll. 1848.

Remarks: MTD 15523 was part of the former collection of the Zoological Museum of the University of Leipzig. There is a second *Masticophis bilineatus* among these specimens (ex Collectio Leipzig, E. POEPPIG's catalogue R IVa 386a, now MTD 15068). It is not known with certainty whether JAN (1863) studied only MTD 15523 or both specimens. If he would have studied both, they should be identified as syntypes. However, as only R IVa 156 was mentioned as "*Masticophis bilineatus* JAN" in the old hand-written catalogue by E. POEPPIG, whereas R IVa 386a was misidentified as "*Oxybelis*", it is more probable that only R IVa 156 was seen by JAN. Therefore I concur with CAMPER (1996) that MTD 15523 is the holotype of *Masticophis bilineatus* JAN, 1863.

Viperidae:

***Vipera ammodytes gregorwallneri* SOCHUREK, 1974**

Herpetologische Blätter (Privately Printed), Vienna, **1**, 1974: [2-3] (not paginated).

Current name (fide GOLAY et al. 1993): *Vipera ammodytes ammodytes* (LINNAEUS, 1758)

Lectotype (SOCHUREK 1976): Zoologisches Museum Berlin (ZMB 43556).

Paralectotypes: MTD 9286, Friesach, Carinthia (Kärnten), Austria, E. SOCHUREK don. May 1974.

Further paralectotypes are in the Zoologisches Museum Berlin and in the Zoologisches Forschungsinstitut und Museum A. Koenig, Bonn.

Remarks: I do not agree with BÖHME & BISCHOFF (1984) that SOCHUREK's (1974) description of *Vipera ammodytes gregorwallneri* is "nomenclaturally irrelevant" as his privately printed periodical "Herpetologische Blätter" fulfils the requirements of Art. 8 of the International Code of Zoological Nomenclature (ICZN 1999). BÖHME & BISCHOFF (1984) believe that the name *Vipera ammodytes gregorwallneri* first became available when SOCHUREK (1976) published additional data on his taxon in the journal Carinthia.

SOCHUREK (1974) mentioned only two specimens as “Typus” of his new taxon in the text. Both vipers were alive when the new taxon was established, and it was stated that they will be deposited in the collection of the Berlin museum later. However, it is obvious that SOCHUREK (1974) based his description on more than two specimens. His page [3] shows a photo with at least five *Vipera ammodytes gregorwallneri*. All these snakes, as well as additional ones which were available to him when establishing the new taxon, are syntypes according to the International Code of Zoological Nomenclature (ICZN 1999: Art. 72.4, cf. also Recommendation 72B). Later, SOCHUREK (1976) specified that ZMB 43556 is the holotype and ZMB 43557 a “paratypoid” and that further specimens are deposited in the Bonn and Dresden museums. This may be interpreted as a valid lectotype designation (ICZN 1999: Art. 74.5), the other specimens becoming thereby paralectotypes (MTD 9286, ZFMK 13103-13104, ZMB 43557).

Our museum received in May 1974 a “type” of *Vipera ammodytes gregorwallneri* from SOCHUREK. It is unclear whether our specimen is identical with one of the types mentioned *expressis verbis* in the original description or one of the specimens figured there. However, it is in any case a paralectotype, as there is evidence that it was known (and taken for a type) by SOCHUREK (1974) when he described his new subspecies (ICZN 1999: Art. 72.4.1).

***Vipera renardi tienshanica* NILSON & ANDRÉN, 2002**

Acta Zoologica Academiae Scientiarum Hungaricae, **47** (2/3), 2002: 204-208.

Current name: *Vipera renardi tienshanica*

Holotype: The Natural History Museum, London (BMNH 93.12.30.9).

Paratypes: MTD 9334, Alma-Ata (= Almaty), Kazakhstan, J. FRITZSCHE coll. 11 May 1974; MTD 9536, steppe 30 km N of Alma-Ata (= Almaty), Kazakhstan, J. FRITZSCHE and J. HEMMERLING leg. 10 May 1974; MTD 13623-13624, 14078, 14244, at Chu river, N Frunze, Kazakhstan (“am Fluß Tschu, N Frunse, Kasach. SSR”), J. FRITZSCHE leg. June 1977.

Further paratypes are in the Natural History Museum, London.

Remarks: In the original description it is stated that MTD 13623-13624, 14078, and 14244 were collected in Kirgizia, as Frunze is the capital of this country. However, the specimens were collected on the Kazakh side of the border river Chu.

Acknowledgements

WOLFGANG BISCHOFF (Zoologisches Forschungsinstitut und Museum A. Koenig, Bonn) clarified some open questions regarding lacertids, and RAINER GÜNTHER (Zoologisches Museum Berlin) helped with the identification of the types of *Vipera ammodytes gregorwallneri*. GEORGE ZUG (United States National Museum, Washington, D. C.) provided information on type specimens in his care. EDGAR LEHR, RAMONA PALME, MATTHIAS STÖCK and EDELTRAUT THIELE (Museum für Tierkunde Dresden) assisted in many aspects during the preparation of the paper. YEHUDAH WERNER critically read the manuscript. Last not least many thanks to FRITZ JÜRGEN OBST for his tremendous efforts for our herpetological department and our museum.

References

- ANON. (2001): Appendix to “Translation: *Testudo graeca anamurensis* ssp. nov. from Asia Minor by Heinz Weissinger”. *Asiat. Herpetol. Res.*, **9**: 148.
- ARNOLD, E. N. (2000): The gender of *Podarcis* and the virtues of stability, a reply to W. Böhme. *Bonn. zool. Beitr.*, **49** (1-4): 71-74.
- BAUER, A. M. & R. A. SADLER (2000): *The Herpetofauna of New Caledonia*. Ithaca, New York (SSAR), xii, 310 pp.

- BEUTLER, A. & U. HECKES (1986): *Podarcis milensis* (Bedriaga, 1882) - Milos-Eidechse. In: BÖHME, W. (ed.), Handbuch der Reptilien und Amphibien Europas. Echsen III (*Podarcis*). Wiesbaden (Aula), pp. 142-154.
- BÖHME, W. (1974): Die Typusexemplare der Herpetologischen Sammlung des Museums Alexander Koenig, Bonn. Bonn. zool. Beitr., **25**: 164-176.
- BÖHME, W. (1997): A note on the gender of the genus *Podarcis*. Bonn. zool. Beitr., **47** (1-2): 187-188.
- BÖHME, W. & W. BISCHOFF (1984): Reptilien und Amphibien. In: RHEINWALD, G. (ed.), Die Wirbeltiersammlungen des Museums Alexander Koenig, Bonn. zool. Monogr., **19**: 151-213.
- BOUR, R. (1996): Une nouvelle espèce de tortue terrestre dans le Péloponnèse (Grèce). *Dumerilia*, **2** (1995): 23-54.
- BOUR, R. & A. DUBOIS (1986): Nomenclature ordinale et familiale des Tortues (Reptilia). Note complémentaire. Bull. mens. Soc. Linn. Lyon, **55** (3): 87-90.
- BRINGSØE, H., BUSKIRK, J. & R. E. WILLEMSSEN (2001): *Testudo marginata* Schoepff, 1792 - Breitrandschildkröte. In: FRITZ, U. (ed.), Handbuch der Reptilien und Amphibien Europas. Schildkröten I. Wiebelsheim (Aula), pp. 291-334.
- CAMPER, J. D. (1996): *Masticophis bilineatus* Jan. Sonoran whipsnake. Cat. Amer. Amph. Rept., **637**: 1-4.
- FRITZ, U. (1998): Introduction to zoogeography and subspecific differentiation in *Emys orbicularis* (LINNAEUS, 1758). In: FRITZ, U. et al. (eds.), Proceedings of the EMYS Symposium Dresden 96, Mertensiella, **10**, pp. 1-27.
- FROST, D. R. (2000): Amphibian Species of the World: An online reference. V2.20 (1 September 2000). <http://research.amnh.org/herpetology/amphibia/index.html>
- GOLAY, P., SMITH, H. M., BROADLEY, D. G., DIXON, J. R., MCCARTHY, C., RAGE, J. C., SCHÄTTI, B. & M. TORIBA (1993): Endoglyphs and other Major Venomous Snakes of the World. Geneva (Azemiops Herpetological Data Center), 478 pp.
- GOLUBEV, M. (1998): *Agama chernovi* is a junior synonym of *Stellio bochariensis*. *Hamadryad*, **22** (2): 119-120.
- GOOD, D. A., BAUER, A. M. & R. A. SADLER (1997): Allozyme evidence for the phylogeny of giant New Caledonian geckos (Squamata: Diplodactylidae: *Rhacodactylus*), with comments on the status of *Rhacodactylus leachianus henkeli*. *Australian J. Zool.*, **45**: 317-330.
- GRUBER, U. (1986): *Podarcis gaigeae* (Werner, 1930) - Skyros-Mauereidechse. In: BÖHME, W. (ed.), Handbuch der Reptilien und Amphibien Europas. Echsen III (*Podarcis*). Wiesbaden (Aula), pp. 65-70.
- HENNIG, W. (1936): Revision der Gattung *Draco*. *Temminckia*, **1**: 154-220.
- HENSEL, M. (1998): Die Menagerie zu Moritzburg. *Sächs. Heimatbl.*, **44**: 61-70.
- HERTEL, R. (1978): Das Staatliche Museum für Tierkunde Dresden und seine Publikationen. *Zool. Abh. Mus. Tierkd. Dresden*, **35**: V-VIII.
- HERTEL, R. (1990): Zum Gedenken an Dr. Adolf Bernhard Meyer, Direktor des Königlichen Zoologischen und Anthropologisch-Ethnographischen Museums zu Dresden von 1874 bis 1906. *Zool. Abh. Mus. Tierkd. Dresden*, **46** (7): 117-120.
- ICZN [International Commission on Zoological Nomenclature] (1999): International Code of Zoological Nomenclature. Fourth Edition. London (International Trust for Zoological Nomenclature), XXIX, 306 pp.
- JAN, G. (1863): Elenco sistematico degli ofidi, descritti e disegnati per l'iconografia generale. Milano (Lombardi), VIII, 143 pp.
- KUMMERLÖWE, H. (1939): Rede zur Wiedereröffnung des Museums für Tierkunde 4. Oktober 1937. *Abh. Ber. Mus. Tierkd. Völkerkd. Dresden*, **20**: 1-15.
- MEISE, W. (1938): Eine neue Korallenschlange aus dem Amazonasgebiet. *Zool. Anz.*, **123**: 20-22.
- MEISE, W. & W. HENNIG (1932): Die Schlangengattung *Dendrophis*. *Zool. Anz.*, **99**: 273-297.
- MEYER, A. B. (1874): Eine Mittheilung von Hrn. Dr. Adolf Bernhard Meyer über die von ihm auf Neu-Guinea und den Inseln Jobi, Mysore und Mafoor im Jahre 1873 gesammelten Amphibien. *Monatsber. Preuß. Akad. Wiss. Berlin*, **1874**: 128-140.

- MORAWETZ, W. & M. RÖSER (1998, eds.), Eduard Friedrich Poeppig, 1798-1868. Gelehrter und Naturforscher in Südamerika. Leipzig (Universität Leipzig), 190 pp.
- OBST, F. J. (1976): Die Würfelnatter bei Meißen - ein erloschenes Vorkommen. Zool. Abh. Mus. Tierkd. Dresden, **34** (4): 47-52.
- OBST, F. J. (1977a): Die Herpetologische Sammlung des Staatlichen Museums für Tierkunde Dresden und ihre Typusexemplare. Zool. Abh. Mus. Tierkd. Dresden, **34** (13): 171-186.
- OBST, F. J. (1977b): Herpetologische Taxa von Eduard Poeppig (1798-1868). Zool. Abh. Mus. Tierkd. Dresden, **34** (12): 167-170.
- OBST, F. J. (1978): Beiträge zur Kenntnis der Testudiniden Madagaskars. Zool. Abh. Mus. Tierkd. Dresden, **35** (2): 31-54.
- OBST, F. J. (1980a): 250 Jahre Zoologie und 100 Jahre Herpetologie in Dresden. Aquarien Terrarien, **27**: 102-102.
- OBST, F. J. (1980b): Ergänzende Bemerkungen zu den Testudiniden Madagaskars. Zool. Abh. Mus. Tierkd. Dresden, **36** (12): 229-232.
- OBST, F. J. (1983a): Zur Kenntnis der Schlangengattung *Vipera*. Zool. Abh. Mus. Tierkd. Dresden, **38** (13): 229-235.
- OBST, F. J. (1983b): Schmuckschildkröten (Die Gattung *Chrysemys*). Wittenberg Lutherstadt (Die Neue Brehm-Bücherei, A. Ziemsen, 549), 112 pp.
- OBST, F. J. (1985): Die Welt der Schildkröten. Leipzig (Edition Leipzig), 235 pp.
- OBST, F. J. (1989): "Die Würfelnatter bei Meißen - ein erloschenes Vorkommen" - nur ein bedauerlicher Fakt oder auch eine Herausforderung? Feldherpetologie, **1989**: 16-22.
- OBST, F. J. (1993a): Stellungnahme: Madagaskar-Exkursion mit tragischem Ausgang. elaphe (N. F.), **1** (3): 48-50.
- OBST, F. J. (1993b): Report on the events during the trip to Madagascar in March 1993. Bull. Chicago Herpetol. Soc., **28** (8): 173-178.
- OBST, F. J. (2001a): Die Geschichte der herpetologischen Sammlung des Museums für Tierkunde in Dresden. Mertensiella, **12**: 383-389.
- OBST, F. J. (2001b): Adolf Bernhard Meyer (1840-1911). Mertensiella, **12**: 530-532.
- OBST, F. J. (2001c): Die Wiederansiedlung der Würfelnatter (*Natrix tessellata*) an der Elbe bei Meißen. Ein Projekt von der Geschichte der Herpetologie hin zur konstruktiven Naturschutzstrategie unserer Gegenwart. Beiträge zur Geschichte der Herpetologie und Terrarienkunde, **1**: 52-56.
- OBST, F. J., RICHTER, K., JACOB, U., ENGELMANN, W.-E., EULENBERGER, K. & H. KÖHLER (1984): Lexikon der Terraristik und Herpetologie. Leipzig (Edition Leipzig), 466 pp.
- OBST, F. J. & H. AMBROSIOUS (1971): Taxonomische Studien an europäischen Landschildkröten (Reptilia: Testudinidae) mit serologisch-immunologischen Methoden. Zool. Abh. Mus. Tierkd. Dresden, **30** (22): 297-331.
- OBST, F. J. & W.-E. ENGELMANN (1981): Mit gespaltener Zunge. Biologie und Kulturgeschichte der Schlangen. Leipzig (Edition Leipzig), 222 pp.
- PETERS, G. (1958): Die Zauneidechse des Kleinen Kaukasus als besondere Unterart - *Lacerta agilis brevicaudata* ssp. nov. Zool. Jahrb. Syst., **86**: 127-138.
- POEPPIG, E. F. (1866): Verzeichniss der Reptilien des zoolog. Museums der Univer. Leipzig. Unpublished, hand-written catalogue.
- REICHERT, R. (1954): Ein Stück Museumsgeschichte. Abh. Ber. Mus. Tierkd. Dresden, **22**: 1-11.
- REICHERT, R. (1956a): Über 200 Jahre Museumsgeschichte. In: Dresdner Wissenschaftliche Museen. Dresden und Leipzig (Steinkopff), pp. 1-7.
- REICHERT, R. (1956b): Persönlichkeiten, von denen unsere Sammlungen erzählen. In: Dresdner Wissenschaftliche Museen. Dresden und Leipzig (Steinkopff), pp. 8-21.
- RIECK, W., HALLMANN, G. & W. BISCHOFF (2001, eds.): Die Geschichte der Herpetologie und Terrarienkunde im deutschsprachigen Raum. Rheinbach (DGHT, Mertensiella, **12**), 759 pp.
- SALVADOR, A. (1986): *Podarcis pityusensis* (Boscá, 1883) - Pityusen-Eidechse. In: BÖHME, W. (ed.), Handbuch der Reptilien und Amphibien Europas. Echsen III (*Podarcis*). Wiesbaden (Aula), pp. 231-253.

- SCHÜZ, E. (1929a): Verzeichnis der Typen des Staatlichen Museums für Tierkunde in Dresden. 1. Teil: Fische, Amphibien und Reptilien. Abh. Ber. Mus. Tierkd. Völkerkd. Dresden, **17**: 1-13.
- SCHÜZ, E. (1929b): Die Schlangen der papuanischen Ausbeute Dr. Schlaginhaufens 1909. Abh. Ber. Mus. Tierkd. Völkerkd. Dresden, **17**: 14-16.
- SEIPP, R. & W. HENKEL (2000): *Rhacodactylus* - Biology, Natural History & Husbandry. Frankfurt am Main (Chimaira), 173 pp.
- SOCHUREK, E. (1974): *Vipera ammodytes gregorwallneri* n. ssp. Herpetolog. Blätter, **1**: [2-3] (not paginated).
- SOCHUREK, E. (1976): Zur systematischen Stellung der alpinen Hornotter. Carinthia II, **166/86**: 447-452.
- TIEDEMANN, F., HÄUPL, M. & H. GRILLITSCH (1994): Katalog der Typen der Herpetologischen Sammlung nach dem Stand vom 1. Jänner 1994. Teil II: Reptilia. Kataloge wiss. Samml. Naturhist. Mus. Wien, Vertebrata, **10** (4): 1-102.
- TRUTNAU, L. (1994): Terraristik. Stuttgart (Ulmer), 320 pp.
- URBAN, I. (1896): Biographische Skizzen. IV., 5. Eduard Poeppig (1798-1868). Bot. Jahrb., **21** (4), Beiblatt Nr. 53: 1-27.
- VEITH, M., BARAN, I., GODMANN, O., KIEFER, A., ÖZ, M. & M. R. TUNÇ (2001): A revision of population designation and geographic distribution of the Lycian salamander *Mertensiella luschani* (Steindachner, 1891). Zool. Middle East, **22**: 67-82.
- VENCES, M., HENKEL, F.-W. & R. SEIPP (2001): Molekulare Untersuchungen zur Phylogenie und Taxonomie der Neukaledonischen Geckos der Gattung *Rhacodactylus*. Salamandra, **27** (2): 73-82.
- WANDOLLEK, B. (1900): Zur Kenntnis der Gattung *Draco*. Abh. Ber. Zool. Anthropol.-Ethnogr. Mus. Dresden, **9**: 1-16.
- WANDOLLEK, B. (1907): Einige neue und weniger bekannte Batrachier von Brasilien. Abh. Ber. Zool. Anthropol.-Ethnogr. Mus. Dresden, **11**: 1-15.
- WANDOLLEK, B. (1911): Die Amphibien und Reptilien der papuanischen Ausbeute Dr. Schlaginhaufens. Abh. Ber. Zool. Anthropol.-Ethnogr. Mus. Dresden, **12**: 1-15.

Appendix: Bibliography of Herpetological Contributions by FRITZ JÜRGEN OBST

The following list is based nearly entirely on an index of his publications, provided by FRITZ JÜRGEN OBST.

1957

(1) OBST, F. J.: Sexualnot bei Krötenmännchen. DATZ, Stuttgart, **10**: 334.

1958

(2) OBST, F. J.: Bemerkungen zu den "Ostseeunken". Aquarien Terrarien, Leipzig/Berlin, **5**: 91.

(3) OBST, F. J.: Hinweise zur Pflege einiger mittelasiatischer Echsen. DATZ, Stuttgart, **11**: 149-151.

1959

(4) OBST, F. J.: Krötenköpfe. DATZ, Stuttgart, **12**: 187-188.

(5) OBST, F. J.: Ringlechsen. Aquarien Terrarien, Leipzig/Berlin, **6**: 48.

1960

(6) OBST, F. J.: Die Verbreitung der einheimischen Lurche und Kriechtiere in der Dresdener Umgebung. Sächs. Heimatbl., Dresden, **5**: 308-311.

1961

(7) FRITZSCHE, J. & F. J. OBST: Ein neues Vorkommen des Springfrosches (*Rana dalmatina* BONAPARTE) in Mitteleuropa. Zool. Anz., Leipzig, **167**: 390-391.

1962

(8) OBST, F. J. & J. ROTTER: Notizen zu *Mertensiella caucasica* (WAGA, 1876). DATZ, Stuttgart, **15**: 50-52, 84-86.

(9) OBST, F. J.: Eine herpetologische Sammelreise nach der Mongolei. Aquarien Terrarien, Leipzig/Berlin, **9**: 333-342.

1963

(10) OBST, F. J.: Amphibien und Reptilien aus der Mongolei. Mitt. Zool. Mus. Berlin, **39**: 361-370.

(11) OBST, F. J.: Der Springfrosch (*Rana dalmatina* BONAPARTE) nun auch in Sachsen. Sächs. Heimatbl., Dresden, **9**: 110-112.

1964

(12) OBST, F. J.: Erfahrungen mit Riesenkröten. Aquarien Terrarien, Leipzig/Berlin, **11**: 134-135.

(13) OBST, F. J. & W. MEUSEL: Die Landschildkröten Europas. Wittenberg Lutherstadt (A. Ziemsen, Neue Brehm Bücherei, 319), 72 pp. [7th edition 1994].

1966

(14) OBST, F. J.: Eine Brückenechse in Kraków. Aquarien Terrarien, Leipzig/Berlin, **13**: 20.

(15) FRITZSCHE, J. & F. J. OBST: *Vipera rebus* [sic] *bosniensis* BOETTGER auch in Ungarn. Zool. Abh. Mus. Tierkd. Dresden, **28**: 281-283.

1967

(16) HEMMERLING, J. & F. J. OBST: Einige Amphibien und Reptilien aus dem nördlichen und zentralen Kaukasus. Zool. Abh. Mus. Tierkunde, Dresden, **29**: 85-93. [Dutch translation published in *Lacerta*, Den Haag, **32**, 1974: 85-92].

1968

(17) OBST, F. J.: Zoologische Betrachtungen zu Amphibien- und Reptiliendarstellungen an alten ostasiatischen und Meißner Gefäßen der Porzellansammlung Dresden. Zool. Abh. Mus. Tierkd. Dresden, **29**: 231-248.

(18) HEMMERLING, J. & F. J. OBST: Zur Normalentwicklung von *Mertensiella caucasica*. Salamandra, Frankfurt/M., **4**: 4-9.

(19) KABISCH, K. & F. J. OBST: Katalog der herpetologischen Sammlung des Zoologischen Institutes der Karl-Marx-Universität Leipzig, übernommen vom Staatlichen Museum für Tierkunde Dresden, I. Testudines. Zool. Abh. Mus. Tierkd. Dresden, **29**: 293-300.

1969

(20) OBST, F. J.: Körperbau der europäischen Süßwasserschildkröten. In: GLÄSS, H. & W. MEUSEL: Die Süßwasserschildkröten Europas. Wittenberg Lutherstadt (A. Ziemsen, Neue Brehm Bücherei, 418), pp. 5-16.

1971

(21) OBST, F. J. & H. AMBROSIOUS: Taxonomische Studien an europäischen Landschildkröten (Reptilia: Testudinidae) mit serologisch-immunologischen Methoden. Zool. Abh. Mus. Tierkd. Dresden, **30**: 297-331.

(22) OBST, F. J.: Der Springfrosch - unsere seltenste Braunfroschart. Naturschutzarb. u. naturkd. Heimatforsch. in Sachsen, Dresden, **13**: 62-69.

1973

(23) OBST, F. J.: Die Mittelmeer-Erdkröte, *Bufo bufo spinosus* DAUDIN, neu für Bulgarien. Zool. Abh. Mus. Tierkd. Dresden, **32**: 149-153.

1975

(24) OBST, F. J.: Notizen zum Karpathenmolch (*Triturus montandoni*). Das Aquarium, Wuppertal, **9**: 549-553.

1976

(25) OBST, F. J.: Eiablage beim Berberskink. Das Aquarium, Wuppertal, **10**: 322-323.

(26) OBST, F. J.: Faunistische Kurzmitteilungen zu *Coronella austriaca*, *Pelobates fuscus* und *Salamandra salamandra* in Sachsen. Faun. Abh. Mus. Tierkd. Dresden, **6**: 123-124.

(27) ENGELMANN, W.-E. & F. J. OBST: Partielle Pigmentlosigkeit bei *Bufo viridis viridis*. Zool. Abh. Mus. Tierkd. Dresden, **34**: 39-41.

(28) OBST, F. J.: Über den Holotypus von *Platemys novae-guineae* MEYER, 1874. Zool. Abh. Mus. Tierkd. Dresden, **34**: 43-46.

(29) OBST, F. J.: Die Würfelnatter bei Meißen - ein erloschenes Vorkommen. Zool. Abh. Mus. Tierkd. Dresden, **34**: 47-52.

(30) OBST, F. J.: Ein Siamesischer Zwilling bei der Vierzehen-Landschildkröte *Agrionemys horsfieldi* (GRAY). Aquarien Terrarien, Leipzig/Berlin, **23**: 174-175.

1977

(31) OBST, F. J.: Herpetologische Taxa von EDUARD POEPPIG (1798-1868). Zool. Abh. Mus. Tierkd. Dresden, **34**: 167-170.

(32) OBST, F. J.: Die Herpetologische Sammlung des Staatlichen Museums für Tierkunde Dresden und ihre Typusexemplare. Zool. Abh. Mus. Tierkd. Dresden, **34**: 171-186.

1978

(33) OBST, F. J.: Beiträge zur Kenntnis der Testudiniden Madagaskars. Zool. Abh. Mus. Tierkd. Dresden, **35**: 31-54.

(34) OBST, F. J.: Präparationsmethoden von Schildkröten in zoologischen Sammlungen. Zool. Abh. Mus. Tierkd. Dresden, **35**: 63-73.

(35) OBST, F. J.: Zur geographischen Variabilität des Scheltopusik, *Ophisaurus apodus* (PALLAS). Zool. Abh. Mus. Tierkd. Dresden, **35**: 129-140.

1980

(36) OBST, F. J.: Nachbemerkungen zur Subspezies-Gliederung des Scheltopusiks, *Ophisaurus apodus* (PALLAS). Zool. Abh. Mus. Tierkd. Dresden, **36**: 127-129.

(37) OBST, F. J.: Ergänzende Bemerkungen zu den Testudiniden Madagaskars. Zool. Abh. Mus. Tierkd. Dresden, **36**: 229-232.

(38) OBST, F. J.: 250 Jahre Zoologie und 100 Jahre Herpetologie in Dresden. Aquarien Terrarien, Leipzig/Berlin, **27**: 102-103.

(39) OBST, F. J.: Spezielle Gesichtspunkte bei der Erfassung unserer Zauneidechsen-Vorkommen (*Lacerta agilis* L.). Feldherpetol. Mitt., Berlin, **3**: 8-9.

(40) OBST, F. J.: Schildkröten. Leipzig, Jena, Berlin (Urania, AT Ratgeber Reihe, 12), 64 pp.

1981

(41) OBST, F. J.: Reptielen en Amfibieën in de Bergen van midden Tadjikistan (USSR). Lacerata, Den Haag, **39**: 46-56, 167.

(42) OBST, F. J.: Der Feuersalamander des Pirin-Gebirges in Bulgarien als *Salamandra salamandra beschkovi* subsp. n. - eine vorläufige Mitteilung. Faun. Abh. Mus. Tierkd. Dresden, **8**: 197-201.

(43) OBST, F. J.: Bemerkenswerte Schlangen aus Bulgarien in unserer Sammlung: *Coluber rubriceps* VENZMER und *Elaphe situla* (L.). Faun. Abh. Tierkd. Dresden, **8**: 177-180.

(44) OBST, F. J.: *Ophisaurus apodus* (Pallas, 1775) - Scheltopusik, Panzerschleiche. In: BÖHME, W. (ed.), Handbuch der Reptilien und Amphibien Europas, Vol. 1. Wiesbaden (Aula), pp. 259-274.

(45) ENGELMANN, W.-E. & F. J. OBST: Mit gespaltener Zunge. Biologie und Kulturgeschichte der Schlangen. Leipzig (Edition Leipzig), 222 pp. In 1981, licensed edition also published by Herter, Freiburg i. Br. In 1982, English edition published by Exeter Books, New York.

1982

(46) OBST, F. J. & L. GEISSLER: *Triturus vulgaris graecus* (WOLTERSTORFF, 1905) neu für Bulgarien. Faun. Abh. Mus. Tierkd. Dresden, **9**: 117-119.

1983

(47) OBST, F. J.: Zur Kenntnis der Schlangengattung *Vipera*. Zool. Abh. Mus. Tierkd. Dresden, **38**: 229-235.

(48) OBST, F. J.: Beitrag zur Kenntnis der Landschildkröten-Gattung *Manouria* GRAY, 1852. Zool. Abh. Mus. Tierkd. Dresden, **38**: 247-256.

(49) OBST, F. J.: Schmuckschildkröten (Die Gattung *Chrysemys*). Wittenberg Lutherstadt (A. Ziemsen, Neue Brehm Bücherei, 549), 112 pp. [3rd edition 1995, 127 pp.]

1984

(50) OBST, F. J.: Stand und Belegdokumentation der Herpetofaunistik in der Oberlausitz. Abh. Ber. Naturkundemus. Görlitz, **58**: 75-80.

(51) OBST, F. J.: A record of the gecko *Hemidactylus turcicus* (LINNAEUS, 1758) in Turkmenia. Trudy Zool. Inst. AN SSSR, Leningrad, **124**: 142-143.

(52) OBST, F. J., RICHTER, K., JACOB, U., ENGELMANN, W.-E., EULENBERGER, K. & H. KÖHLER: Lexikon der Terraristik und Herpetologie. Leipzig (Edition Leipzig), 466 pp. In 1984, licensed edition also published by Landbuch, Hannover. In 1988, English version published as "Atlas of Amphibians and Reptiles" by T. F. H. Publ., Neptune City, USA (edited by F. J. OBST, co-authored by F. J. OBST, K. RICHTER and U. JACOB, 830 pp.).

1985

(53) OBST, F. J.: Die Welt der Schildkröten. Leipzig (Edition Leipzig), 235 pp. In 1985, licensed edition also published by Müller-Rüschlikon, Zürich/Wien. English editions published as "Turtles, Tortoises and Terrapins" (New York 1986, Sydney and London 1987). 2nd, revised German edition 1987.

(54) ENGELMANN, W.-E., FRITZSCHE, J., GÜNTHER, R. & F. J. OBST: Lurche und Kriechtiere Europas. Leipzig/Radebeul (Neumann), 420 pp. In 1985, licensed edition also published by Enke, Stuttgart, and DTV, München. 2nd, revised German edition (440 pp.) published in 1993 by Neumann, Radebeul .

1986

(55) OBST, F. J.: Amphibien und Reptilien in der Stadt - ihre Rolle und ihre Chancen in der Fauna urbaner Bereiche. Wiss. Z. Karl-Marx-Univ. Leipzig, Math.-Naturwiss. R., **35**: 619-626.

1987

(56) OBST, F. J. & W. WRANIK: Contributions to the herpetology of the People's Democratic Republic of Yemen: 1. The occurrence of *Pelomedusa subrufa* in the southern Arab peninsula. Zool. Abh. Mus. Tierkd. Dresden, **43**: 15-20.

(57) OBST, F. J.: Vor 100 Jahren: Erster Nachweis des Fadenmolches im Harz - zum Gedenken an WILLY WOLTERSTORFF. Feldherpetologie, Erfurt, **1987**: 44-47.

1989

(58) OBST, F. J.: GÜNTHER E. FREYTAGS Beiträge zur Amphibienkunde. Zool. Abh. Mus. Tierkd. Dresden, **45**: V-X.

(59) OBST, F. J.: Das Portrait. *Stellio lehmanni* NIKOLSKII. Sauria, Berlin, **11**: 1-2.

(60) OBST, F. J.: "Die Würfelnatter bei Meißen - ein erloschenes Vorkommen" - nur ein bedauerlicher Fakt oder auch eine Herausforderung? Feldherpetologie, Erfurt, **1989**: 16-22.

1990

(61) OBST, F. J. & A. ZARSKÉ: Artenvielfalt ist Lebensqualität - auch im Aquarium und Terrarium. DATZ, Stuttgart, **43**: 420-421.

1991

(62) EMMRICH, R. & F. J. OBST: Zum Gedenken an Dr. habil. HANS SCHIEMENZ (24.II.1920 - 27.XII.1990). Faun. Abh. Mus. Tierkd. Dresden, **18**: 93-96.

1992

(63) OBST, F. J.: Turtles and Tortoises. In: COGGER, H. G. & R. G. ZWEIFFEL: Reptiles and Amphibians. Sydney (Weldon Owen), pp. 108-125. German edition published in 1993.

1993

(64) FRITZ, U., OBST, F. J. & R. GÜNTHER: Erstnachweise aus der Schildkrötensammlung des Zoologischen Museums Berlin. Mitt. Zool. Mus. Berlin, **69**: 345-346.

(65) TOKAR, A. A. & F. J. OBST: *Eryx jaculus* (Linnaeus, 1758) - Westliche Sandboa. In: BÖHME, W. (ed.), Handbuch der Reptilien und Amphibien Europas, Vol. 3/1. Wiesbaden (Aula), pp. 35-53.

(66) REHAK, I. & F. J. OBST: *Coluber rubriceps* (Venzmer, 1919) - Rötliche Schlanknatter. In: BÖHME, W. (ed.), Handbuch der Reptilien und Amphibien Europas, Vol. 3/1. Wiesbaden (Aula), pp. 155-166.

(67) OBST, F. J. & N. N. ŠČERBAK: *Elaphe dione* (Pallas, 1773) - Steppennatter. In: BÖHME, W. (ed.), Handbuch der Reptilien und Amphibien Europas, Vol. 3/1. Wiesbaden (Aula), pp. 295-315.

(68) OBST, F. J., ŠČERBAK, N. N. & W. BÖHME: *Elaphe situla* (Linnaeus, 1758) - Leopardnatter. In: BÖHME, W. (ed.), Handbuch der Reptilien und Amphibien Europas, Vol. 3/1. Wiesbaden (Aula), pp. 431-453.

1994

(69) EMMRICH, R. & F. J. OBST: Zum Gedenken an Dr. habil. HANS SCHIEMENZ (24.2.1920 - 27.12.1990). Ztschr. f. Feldherpetologie, Magdeburg, **1**: 193-196.

(70) FRITZ, U., OBST, F. J. & R. GÜNTHER: Kritischer Typen-Katalog der Schildkrötensammlung (Reptilia - Testudines) des Zoologischen Museums Berlin. Mitt. Zool. Mus. Berlin, **70**: 157-175.

(71) OBST, F. J. & M. REIMANN: Bemerkenswerte Variabilität bei *Cuora galbinifrons* BOURRET, 1939, mit Beschreibung einer neuen geographischen Unterart: *Cuora galbinifrons bourreti* subsp. nov. Zool. Abh. Mus. Tierkd. Dresden, **48**: 125-138.

(72) OBST, F. J.: HANS JÜRGEN BIELLA (1944-1994) (mit herpetologischer Bibliographie). Zool. Abh. Mus. Tierkd. Dresden, **48**: 159-160.

(73) SEIPP, R. & F. J. OBST: Beschreibung einer neuen Unterart des neukaledonischen *Rhacodactylus leachianus* CUVIER, 1829. Senck. biol., Frankfurt am Main, **74**: 205-211.

1995

(74) FRITZ, U. & F. J. OBST: Morphologische Variabilität in den Intergradationszonen von *Emys orbicularis orbicularis* und *E. o. hellenica*. Salamandra, Rheinbach, **31**: 157-180.

1996

(75) FRITZ, U. & F. J. OBST: Zur Kenntnis der Celebes-Erdschildkröte *Heosemys yuwonoi* (McCORD, IVERSON & BOEADI, 1995). herpetofauna, Weinstadt, **18** (102): 27-34.

(76) OBST, F. J.: Kommentar zum Reprint WERMUTH/MERTENS: "Schildkröten - Krokodile - Brückenechsen". Jena (Gustav Fischer), pp. 426-506.

(77) OBST, F. J.: Zur Geschichte der Herpetologie im deutschsprachigen Raum. In: GÜNTHER, R. (ed.), Die Amphibien und Reptilien Deutschlands. Jena (Fischer), pp. 15-29.

1997

(78) OBST, F. J.: *Pseudopus apodus* (PALLAS, 1775). In: GASC, J.-P. et al. (eds.), Atlas of Amphibians and Reptiles in Europe. Paris (Societas Europaea Herpetologica und Muséum National d'Histoire Naturelle), pp. 198-199.

(79) FRITZ, U. & F. J. OBST: Zum taxonomischen Status von *Cuora galbinifrons serrata* IVERSON & McCORD, 1992 und *Pyxidea mouhotii* (GRAY, 1862). Zool. Abh. Mus. Tierkd. Dresden, **49**: 261-279.

1998

(80) LEHR, E., FRITZ, U. & F. J. OBST: *Cuora galbinifrons picturata* subsp. nov., eine neue Unterart der Hinterindischen Scharnierschildkröte. herpetofauna, Weinstadt, **20** (113): 5-11.

(81) LEHR, E., FRITZ, U. & F. J. OBST: Die Unterarten von *Cuora galbinifrons* BOURRET, 1939. Zool. Abh. Mus. Tierkd. Dresden, **50**: 77-97.

(82) FRITZ, U., OBST, F. J. & B. ANDREAS (1998, eds.), Contributions to a "Herpetologia arabica". Faun. Abh. Mus. Tierkd. Dresden, **21** (Suppl.): 1-182.

(83) OBST, F. J.: Contributions to a "Herpetologia arabica". Faun. Abh. Mus. Tierkd. Dresden, **21** (Suppl.): 5-8.

(84) OBST, F. J. & W. WRANIK: Contributions to the herpetology of the Republic of Yemen. 2. New records of *Agamodon arabicus* ANDERSON, 1901 from southern Yemen. Faun. Abh. Mus. Tierkd. Dresden, **21** (Suppl.): 107-112.

(85) FRITZ, U. & F. J. OBST: Neue Schildkröten aus Südostasien. Teil I. Platysternidae und Bataguridae (*Cuora*). Sauria, Berlin, **20**: 9-22.

1999

(86) FRITZ, U. & F. J. OBST: Neue Schildkröten aus Südostasien. Teil II. Bataguridae (*Cyclemys*, *Heosemys*, *Mauremys*, *Ocadia*, *Pyxidea*, *Sacalia*) und Trionychidae. Sauria, Berlin, **21**: 11-26.

(87) MUTZ, T., MUTZ, M. & F. J. OBST: Herpetologische Impressionen von Sardinien. elaphe, Rheinbach, **7**: 76-80.

2000

(88) RÖSLER, H., OBST, F. J. & R. SEIPP: Eine neue Taggecko-Art von Westmadagaskar: *Phelsuma hielscheri* sp. n. Zool. Abh. Mus. Tierkd. Dresden, **51**: 51-60.

2001

(89) OBST, F. J.: Die Wiederansiedlung der Würfelnatter (*Natrix tessellata*) an der Elbe bei Meißen. Beitr. Gesch. Herpetol. Terrarienkd., Frankfurt am Main, **1**: 52-56.

(90) OBST, F. J.: Zur Geschichte der Herpetologie im deutschsprachigen Raum. Mertensiella, Rheinbach, **12**: 313-327.

(91) OBST, F. J.: Die Geschichte der herpetologischen Sammlung des Museums für Tierkunde in Dresden. Mertensiella, Rheinbach, **12**: 383-389.

(92) OBST, F. J.: Günther E. Freytag (1918-1989). Mertensiella, Rheinbach, **12**: 451-454.

(93) OBST, F. J.: Adolf Bernhard Meyer (1840-1911). Mertensiella, Rheinbach, **12**: 530-532.